

**SINGLE PARENTING AND ITS INFLUENCE ON THE ACADEMIC
ACHIEVEMENT OF CHILDREN IN THE SELECTED
PRIMARY SCHOOLS OF NAKURU
DISTRICT KENYA**

**BY
RACHAEL KOECH
BED/21725/81/DF**

**RESEARCH REPORT PRESENTED TO THE INSTITUTE OF OPEN AND
DISTANCE STUDIES IN PARTIAL FULFILLMENT OF THE
EQUIREMENT FOR THE DEGREE BACHELOR OF
EDUCATION OF KAMPALA
INTERNATIONAL
UNIVERSITY**

AUGUST, 2010

DECLARATION

I, RACHAEL KOECH declare that this project is my original work and has never been presented to any other university for award of any academic certificate or anything similar to such. I solemnly bear and stand to correct any inconsistency.

Signature

.....
RACHAEL KOECH

DATE :
:
.....

APPROVAL

This is to acknowledge that this Report has been under my supervision as a university supervisor and is now ready for submission.

Signatures

Date


.....


.....

MR. MUGWERI FREDRICK

DEDICATION

This book is dedicated to my beloved husband Sammy Kiprop and my entire family for their patience, support and co-operation during this time of my research study.

ACKNOWLEDGMENT

First of all I give thanks to the almighty God for his mercy and grace granted to me during this time of my degree course and through this researcher project

I would like to thank my supervisor Mr. Mugweri Fredrick for being there for me whenever I needed him and also offering his professional advice where necessary.

Am also grateful to the full faculty of Kampala International University for mounting all the directives, procedures and methods of carrying out this research project

I would also like to thank the respondents who returned the questionnaires and those who were cooperative to me.

May God bless you all.

TABLE OF CONTENT

DECLARATION.....	i
APPROVAL.....	ii
DEDICATION.....	iii
ACKNOWLEDGMENT.....	iv
DEFINITION OF TERMS.....	Error! Bookmark not defined.
ACRONYMS.....	Error! Bookmark not defined.
TABLE OF CONTENT.....	v
TABLE OF CONTENT.....	v
LIST OF CHARTS.....	Error! Bookmark not defined.
ABSTRACT.....	vii
CHAPTER ONE.....	1
INTRODUCTION.....	1
1.1 Background of the study.....	1
1.2 Statement of the Problem.....	2
1.3 Purpose of the Study.....	2
1.4 Objectives of the Study.....	2
Specific objectives.....	2
1.5 Research questions.....	3
1.6 Scope of the study.....	3
1.7 Significance of the study.....	3
CHAPTER TWO.....	4
LITERATURE REVIEW.....	4
2.1 Academic performance of children living with single parents.....	4
2.1.2 Poor performance.....	4
2.1.2 Emotional stress.....	4
2.1.3 Dropping out of school.....	5
2.1.4 Delinquent behavior.....	5

CHAPTER THREE	7
RESEARCH METHODOLOGY	7
3.1 Research Design	7
3.2. Research Environment.....	7
3.3. Respondents.....	7
3.4. Instruments of data collection.....	7
3.5. Data collection procedure	7
3.6. Statistical treatment of data	8
 CHAPTER FOUR	 9
FINDINGS AND INTERPRETATIONS.....	9
4.0 Introduction	9
4.1. Profile of the respondents	9
 CHAPTER FIVE	 26
DISCUSSION, CONCLUSION AND RECOMMENDATIONS.....	26
5.0. Introduction	26
5.1. Discussions	26
5.2. Conclusion.....	27
5.3. Recommendations.	28
 REFERENCES	 30
APPENDIX A: TRANSMITTAL LETTER	Error! Bookmark not defined.
APPENDIX B: QUESTIONNAIRE FOR THE TEACHERS	32
APPENDIX C: FOCUS GROUP DISCUSSION WITH THE PARENTS.....	Error!
Bookmark not defined.	
APPENDIX D: TIME SCHEDULE.....	Error! Bookmark not defined.
APPENDIX E: BUDGET.....	Error! Bookmark not defined.

ABSTRACT

The purpose of this study was to investigate the academic performance of children living with single parents in Marigat Zone in Nakuru district, located in the Eastern side of Kenya. Specific Objectives of the study were: (1) To investigate the relationship between children living with single parents and poor performance, (2) Investigate the relationship between children living with single parents and emotional stress, (3) Investigate the relationship between children living with single parents and dropping out of school and (4) Investigate the relationship between children living with single parents and delinquent behavior.

The methods used for data collection were questionnaires to the teachers and focus group discussions with the parents.

The findings revealed that children from single parent families were likely to drop out of school, perform poorly in school, have emotional stress and involve in delinquent behaviors. The study recommended: that: The government and policy makers should take into consideration the problems of children living with single parents. The single parents should also be counseled on social needs of their children so that their academic work will not suffer at school. Children and their parents should be counseled together to help both the child and the parent.

CHAPTER ONE

INTRODUCTION

1.1 Background of the study

One of the most striking changes in family structure over the last twenty years has been the increase in single-parent families. During the second half of the 20th century, the share of children living in single-parent families increased steadily. The 1960 Census reported that 9 percent of children lived in single-parent families, compared with the 28 percent reported by 2000. (UNICEF 2003)

In Africa the existence of single parents is formally unknown and where they exist they are ignored as exceptional cases. Ninety percent of single-parent families are headed by females.

Not surprisingly, single mothers with dependent children have the highest rate of poverty across all demographic groups (Olson & Barnyard, 1993).

The parents are mainly responsible for the educational and career development of their children. However, divorce and separation of various kinds or death of one spouse may leave the roles in the hands of a single parent. (Hetherington et al 2002). This affects the children academically.

Apart from the effect on the academics the child is also affected emotionally what is worse however is that these children are not given much attention both at school and at home (Bogenschneider et al 1993) hence need for the study.

1.2 Statement of the Problem

Children living with single parents pass through a lot of problems which are not even recognized or even taken serious and yet the experiences they go through are very serious and have a negative impact on their health and educational achievement. It is because of the problems they go through that are not recognized that I took up the study.

1.3 Purpose of the Study

The purpose of the study was to analyze the academic performance of children living with single parents.

1.4 Objectives of the Study

The general objective of the study is to determine the academic performance of children living with single parents.

Specific objectives

Specifically this study seeks to;

1. Explore the relationship between children living with single parents and poor performance.
2. Find out the relationship between children living with single parents and emotional stress.
3. Find out the relationship between children living with single parents and dropping out of school
4. Find out the relationship between children living with single parents and delinquent behavior.

1.5 Research questions

5. What is the relationship between children living with single parents and poor performance?
6. What is the relationship between children living with single parents and emotional stress?
7. What is the relationship between children living with single parents and dropping out of school?
8. What is the relationship between children living with single parents and delinquent behavior?

1.6 Scope of the study

The study was carried in selected primary schools in Nakuru district, located in the Eastern side of Kenya.

1.7 Significance of the study

The policy makers will benefit from the study because they have ignored the problems children living with single parents by not implementing policies that help them and therefore the study will be an eye opener in that they will make policies that will help children with single parents cope up with the environment more especially at school.

The government will be able to make a curriculum that is suitable for children living with single parents. That is their psychological needs will be catered for.

The study will be of benefit to children living with single parents because the study will show what they go through and therefore will receive attention from the parents, teachers, and government among others.

The parents will benefit from the study since they are the contributors to a child's happiness they will be able to help their children grow up well without any disruptions.

CHAPTER TWO

LITERATURE REVIEW

2.0 Introduction

This chapter reviews literature as an account of the knowledge and ideas that have been established by accredited scholars and experts in the field of children living with single parents and their academic performance. It is guided by the objectives of the study outlined in chapter one.

2.1 Academic performance of children living with single parents

2.1.2 Poor performance

single parents have less time to help children with homework, are less likely to use consistent discipline, and have less parental control, and all of these conditions may lead to lower academic achievement. Among children in single-parent families, those from mother-absent households earn lower science grades than children from father-absent homes. (Stanley Maxine Baca Zinn 2000)

Family income also influences parent support and involvement in education -- factors related to school achievement. (McLoyd et al 1994) Students who regard their parents as warm, firm, and involved in their education earn better grades than their classmates with uninvolved parents. In these families, parent support acts as a protective factor countering some of the risk factors these children encounter (John. J Maclons (2002)

2.1.2 Emotional stress

Children living with single parents are exposed to more stressful experiences and circumstances than are children living with continuously married parents. (Compas, Bruce E., & Williams, Rebecca A. (1990). Although scholars define stress in somewhat different ways, most assume that it occurs when external demands exceed people's coping resources. This results in feelings of emotional distress, a reduced capacity to function in school, work, and family roles, and an increase in physiological indicators of arousal.(MC Loyd et al 1994) Economic hardship, inept parenting, and loss of contact

with a parent (as noted earlier) can be stressful for children. Observing conflict and hostility between resident and nonresident parents also is stressful. (John. J Maclons (2002) (Conflict between nonresident parents appears to be particularly harmful when children feel that they are caught in the middle, as when one parent denigrates the other parent in front of the child, when children are asked to transmit critical or emotionally negative messages from one parent to the other, and when one parent attempts to recruit the child as an ally against the other. (Compas, Bruce E., & Williams, Rebecca A. (1990). (Inter parental conflict is a direct stressor for children, and it can also interfere with their attachments to parents, resulting in feelings of emotional insecurity. (Robert 2000)

2.1.3 Dropping out of school

Children in single-parent families are at greater risk than children in other types of families. (Battle, Juan J. 1998). Even when they have the same academic abilities, children in single-parent families are three times more likely to drop out of high school than children from two-parent families.(Astone, Nan M., & McLanahan, Sara S. (1991). No matter which parent is missing, children from single-parent families generally find it more difficult to connect with school [Mulkey et al1992].

2.1.4 Delinquent behavior

Most children living with single parents are economically disadvantaged. (McLanahan et al 1994). It is difficult for poor single parents to afford the books, home computers, and private lessons that make it easier for their children to succeed in school. Similarly, they cannot afford clothes, shoes, cell phones, and other consumer goods that give their children status among their peers. (McLoyd et al1994) Moreover, many live in rundown neighborhoods with high crime rates, low-quality schools, and few community services. (Keith 1991).

Children in single-parent homes are also twice as likely to have a psychiatric disease, have alcohol-related problems, and are up to four times more likely to abuse drugs.

In conclusion a lot of literature has been written on children living with single parents in the world however few studies have been carried in Africa more especially Kenya and this study intends to bridge the gap.

CHAPTER THREE

RESEARCH METHODOLOGY

3.1 Research Design

This study used a descriptive cross sectional survey. The research drew from both the qualitative and quantitative analysis approaches in order to get a bigger picture both in number and data.

3.2. Research Environment

This study was conducted in selected primary schools in Marigat Zone in Nakuru district, located in the Eastern side of Kenya. The case study was convenient because the researcher lives in that place and therefore made work easier.

3.3. Respondents

The respondents included teachers, single parents and two parent families, pupils who live with both parents and those who live with single parents.

3.4. Instruments of data collection

Questionnaires were used to extract information form parents. Focus group discussion was used to get information from pupils and interviews carried on with the teachers. Open ended questionnaires were suitable for investigating deeper the subject matter.

3.5. Data collection procedure

A letter of introduction from the institute of continuing education was sent to facilitate in the data collection exercise. The letter was handed to the head teacher before interviews and focus group discussions carried on with teachers and pupils. The data collected was sorted and categorized after which it was analyzed. The conclusions and recommendations were made.

3.6. Statistical treatment of data

The frequencies and percentages were used to determine the number of sample respondents used in the research process and the number that participated positively in contribution to the research.

Formula;

$$\text{Percentage (\%)} = \frac{F}{\text{Total number of respondents}} \times 100$$

Where F = number of respondents

Observed

Qualitative analysis; Data from questionnaires was standardized hence requiring categorization. Such data was presented in a descriptive form above which was used to discuss the results of quantitative data.

CHAPTER FOUR
FINDINGS AND INTERPRETATIONS

4.0 Introduction

This chapter is a presentation, interpretation and discussion of the field results. The results are presented in tables and in form of frequency counts and percentages. The results and discussions are centered on the set objectives of the study.

4.1. Profile of the respondents

Table 1: Shows the profile of the respondents.

Respondents	Frequency (fo)	Percentage (%)
Sex		
Male	27	54
Female	23	46
Total	50	100
Age		
19-24 yrs	10	20
25-30 yrs	19	38
31 and above	21	42
Total	50	100
Marital status		
Single	35	70
Married	15	30
Total	50	100
Academic level		
Primary Certificate	10	20
Secondary certificate	25	50
Diploma certificate	15	30
Total	50	100

Source field data

Sixty (60) questionnaires were distributed to the teachers and 50 were filled and returned this therefore represents 83 % of the total number of questionnaires that were distributed.

The study covered 50 randomly selected teachers of whom (54%) were male and (46%) were female

The age category of the respondents were divided in three groups that are 19-24 were 10 which represents (20%), 25-30 yrs were 19(38%) and 31 and above were 21 representing (24%) of the respondents.

35(70%) of the respondents were single while 15(30%) said they were married.

The academic level of the respondents was divided in three categories that are certificate, diploma and degree. 10(20%) of the respondents had certificates, 25(50%) had diploma and 15(30%) had degree level.

Focus group discussions were used to extract data from the parents. 20 parents with the help of chairman leaders were selected and grouped in four groups of five members. 8 of the 20 members were female and 12 were male. The discussions we held in languages that the respondents understood. 9 of the members were single parents while 11 were married.

4.2. Single parenting and poor performance of pupils

The first objective of the study was to find out the relationship between single parents and their children's academic performance. This is shown in table 2. To achieve this, respondents were asked questions related to academic performance of pupils living with single parents. Data collected was analyzed under the question: What is the relationship between children living with single parents and their performance? The results are presented in the subsections below;

Respondents were asked whether children from single parent families perform poorly in class and their responses are summarized in table 4.1[a] below;

Table 2: Opinion on whether children from single parent families perform poorly in class

children from single parent families perform poorly in class	Strongly agree	Agree	Strongly disagree	Disagree	Total
Frequency (fo)	17	11	8	14	50
Percentage (%)	34	22	16	28	100

Source: Primary Data

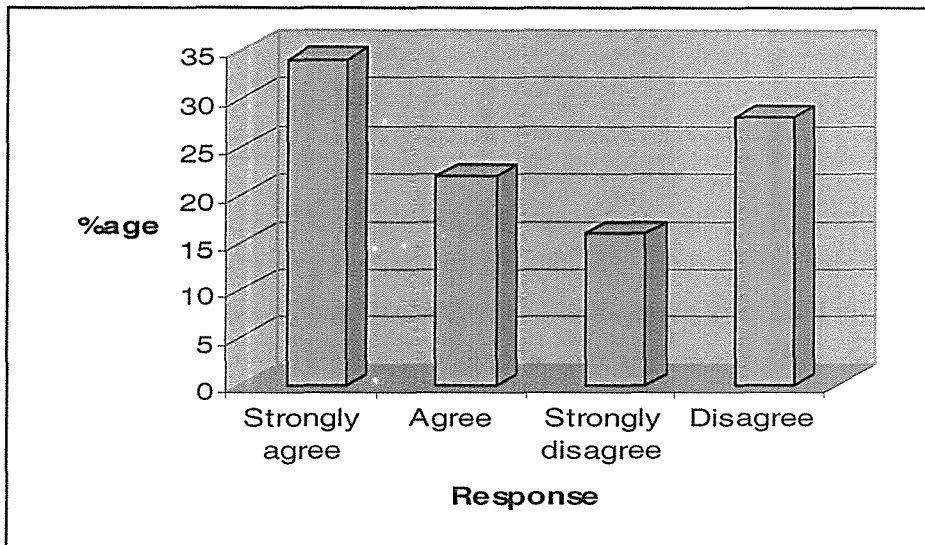
The results in table 2 showed that 34% of the respondents strongly agreed that pupils from single parent families perform poorly in class, 22% agreed while 16% strongly disagreed and 28% disagreed that pupils from single parent families do not perform poorly in class.

Some parents in focus groups agreed that children from single parents did not perform well in class because they do not get encouragement from their parents. However some other parents argued that all children perform equally, whether from single parent families or both parent families.

“.....it does not matter whether a child is from single parent family or both families, all children perform the same.....” (Parent FGD participant)

The data in table 4.2 was analyzed using a chart and summarizes the analysis of the opinion on whether children from single parent families perform poorly in class

Chart 1: Opinion on whether children from single parent families perform poorly in class



The results in chart 1 shows that 34% of the respondents strongly agreed that pupils from single parent families perform poorly in class, 22% agreed while 16% strongly disagreed and 28% disagreed pupils from single parent families perform poorly in class

The respondents were asked whether children from single parent families are poor and lack school facilities and their response was summarized in table 3 below,

Table 3: opinion on children from single parent families are poor and lack school facilities

children from single parent families are poor and lack school facilities	Strongly agree	Agree	Strongly disagree	Disagree	Total
Frequency (fo)	19	15	9	7	50
Percentage (%)	38	30	18	14	100

The results in table 3 showed that 38% of the respondents strongly agreed that children from single parent families are poor and lack school facilities, 30% agreed while 18% strongly disagreed and 14% disagreed children from single parent families are poor and lack school facilities.

Most of the parents agreed that children from single families were poor because supporting children alone was not easy. One of the participants who was a single mother had this to say;

“.....I have a well paying job but it cannot sustain me and my four children as a single mother. If I had a husband to support me things would be easier.....”
(Parent FGD participant Marigat Zone)

The respondents were asked if children from single parent families are not active in class and this was their response in table 4

Table 4: opinion on children from single parent families are not active in class

children from single parent families are not active in class	Strongly agree	Agree	Strongly disagree	Disagree	Total
Frequency (fo)	10	15	15	10	50
Percentage (%)	20	30	30	20	100

The results in table 4 show that 20% of the respondents strongly agreed that children from single parent families are not active in class, 30% agreed while 30% strongly disagreed and 20% disagreed that children from single parent families are not active in class.

It was established that most children from single parent families are not active in class because of the less encouragement they get from their parents.

“.....single parents do not have time for their children because they have to go and work since looking after the family is left in their hands.....”(Parent FGD participant Marigat Zone)

However some parents revealed that in today’s demanding world even married parents participate less in their children’s school work because they have to go and work.

The respondents were asked if children from single parent’s families are always sent home for school fees hence poor performance and their response was summarized in table 5 below

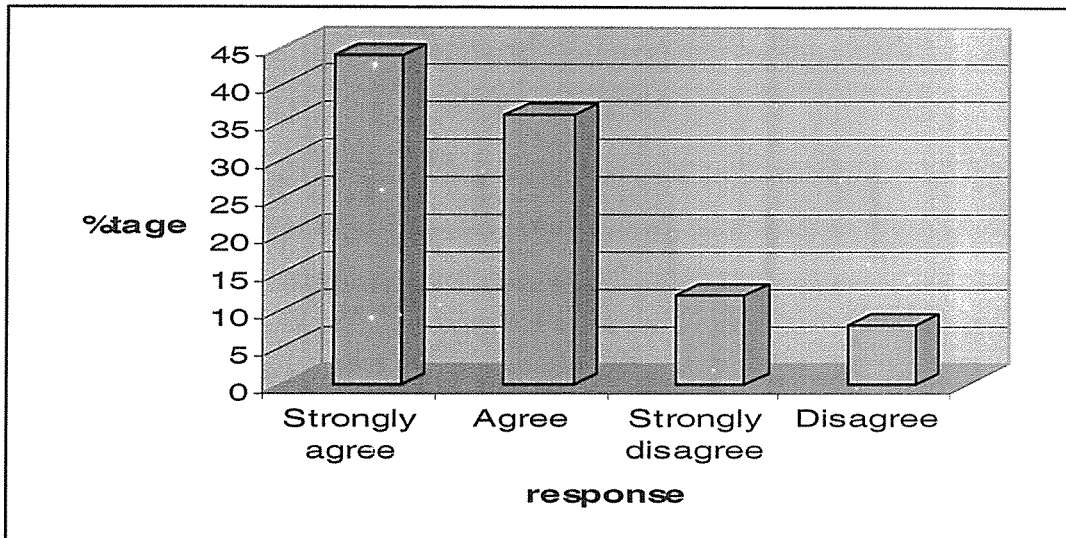
Table 5: opinion on the performance of children from single parent families

children from single parent's families are always sent home for school fees hence poor performance	Strongly agree	Agree	Strongly disagree	Disagree	Total
Frequency (fo)	22	18	6	4	50
Percentage (%)	44	36	12	8	100

The results in table 5 showed that 44% of the respondents strongly agreed that children from single parent's families are always sent home for school fees hence poor performance, 36% agreed while 12% strongly disagreed and 4% disagreed that children from single parent's families are always sent home for school fees hence poor performance.

The data in table 5 was analyzed using a chart and summarizes the analysis of the opinion on whether children from single parent's families are always sent home for school fees hence poor performance

Chart 2: opinion on the performance of children from single parent families



The results in chart 2 shows that 44% of the respondents strongly agreed that children from single parent’s families are always sent home for school fees hence poor performance, 36% agreed while 6% strongly disagreed and 4% disagreed.

The parents revealed that most single parent families are poor and according to them mother only families are the worst affected. This therefore affects the children because the parent will not able to pay for school fees in time.

“.....am a widow with three children and the money I earn is not enough to sustain all of us leave alone paying for school fees and therefore whenever they chase children from school mine do not miss and this has affected their performance because they sometimes sit for two weeks at home.....” (Parent FGD participant Marigat Zone)

The respondents were asked whether Children from single parent families have less parental involvement in their schooling and their response was summarized in table 6 below;

Table 6: opinion on whether children from single parent families have less parental involvement in their schooling

Children from single parent families have less parental involvement in their schooling	Strongly agree	Agree	Strongly disagree	Disagree	Total
Frequency (fo)	30	10	5	5	50
Percentage (%)	60	20	10	10	100

According to table 6, 44% of the respondents strongly agreed that Children from single parent families have less parental involvement in their schooling, 20% agreed while 10% strongly disagreed and 10% of the respondents disagreed. Some parents agreed that they did not have enough time for their children because they were busy and therefore involvement in their schooling was difficult.

“.....I cannot get involved in my children’s schooling because as a single parent I have to work to make ends meet.....” (Parent FGD participant Marigat Zone)

4.3. Emotional stress of children from single families

The second objective of the study was to find out the relationship between single parents and Emotional stress of their children. To achieve this, respondents were asked questions related to the question. Data collected was analyzed under the question: What is the relationship between children living with single parents and their emotional stress? The results are presented in the subsections below

The respondents were asked whether children from single parent families are emotionally stressed which leads to poor performance and below was their response

Table 7: opinion on whether children from single parent families are emotionally stressed

children from single parent families are emotionally stressed which leads to poor performance	Strongly agree	Agree	Strongly disagree	Disagree	Total
Frequency (fo)	14	23	7	6	50
Percentage (%)	28	46	14	12	100

Table 6 indicated that 28% of the respondents strongly agreed that children from single parent families are emotionally stressed which leads to poor performance, 46% agreed while 14% strongly disagreed and 12% of the respondents disagreed that children from single parent families are not emotionally stressed which leads to poor performance.

According to the parents when parents divorce the child is affected because he/she misses the love of both parents and therefore suffer emotionally and therefore are not stable at school which leads to poor performance.

This is supported by (Compas, Bruce E., & Williams, Rebecca A. (1990) that Children living with single parents are exposed to more stressful experiences and circumstances than are children living with continuously married parents.

The respondents were asked if children from single parent families are withdrawn and therefore do not participate in school activities and their response was as summarized below;

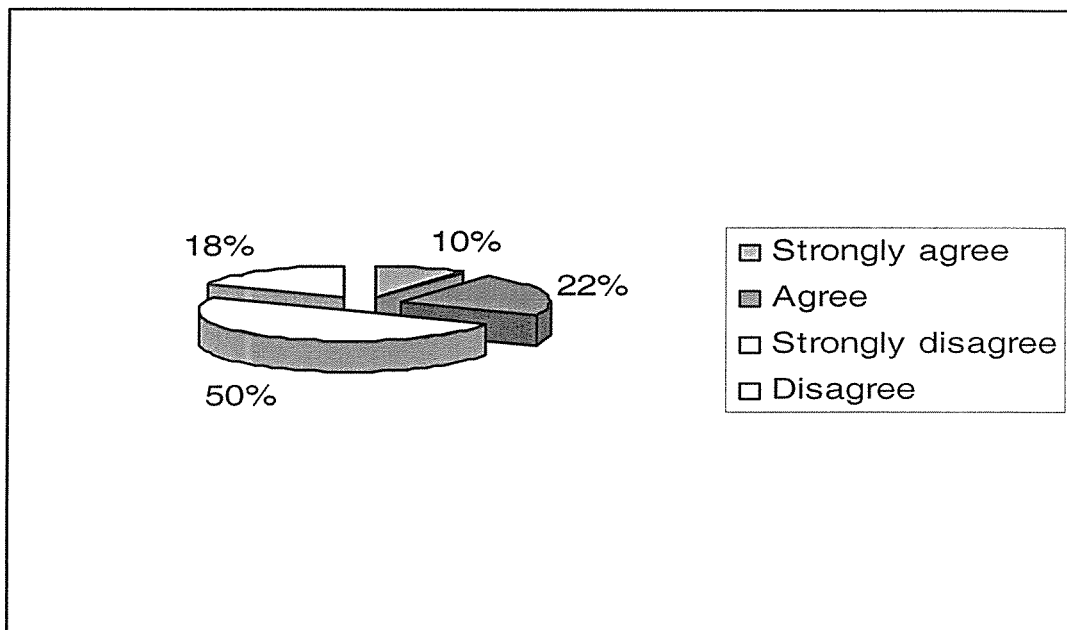
Table 8: opinion if children from single parent families are withdrawn and therefore do not participate in school activities

children from single parent families are withdrawn and therefore do not participate in school activities	Strongly agree	Agree	Strongly disagree	Disagree	Total
Frequency (fo)	5	11	25	9	50
Percentage (%)	10	22	50	18	100

The results in table 8 showed that 10% of the respondents strongly agreed that children from single parent families withdraw themselves and therefore do not participate in school activities, 22% agreed while 50% strongly disagreed and 18% disagreed that children from single parent families withdraw themselves and therefore do not participate in school activities.

The data in table 8 was analyzed using a chart and summarizes the analysis of the opinion if children from single parent families are withdrawn and therefore do not participate in school activities

Chart 3: opinion on whether children from single parent families are withdrawn and therefore do not participate in school activities



The results in chart 3 shows that 10% of the respondents strongly agreed that children from single parent families withdraw themselves and therefore do not participate in school activities, 22% agreed while 50% strongly disagreed and 18% disagreed.

The parents revealed that single parenthood was difficult for children especially when the cause is death. They revealed that by losing one parent to either divorce or death the child is emotionally disturbed which leads to withdrawal of the child from people and activities. One of the single mothers who participated in the study had this to say;

“.....when I divorced with my husband my child blamed me and hated me for the mess. He could not talk to me or listen my parental advice especially with matters pertaining education.....” (Parent FGD participant Marigat Zone)

4.4. School drop out and children from single parent family

The third objective of the study was to find out the relationship between single parents and school drop out of children. To achieve this, respondents were asked questions related to the question. Data collected was analyzed under the question: What is the relationship between children living with single parents and school drop out? The results are presented in the subsections below;

The respondents were asked if children from single parent families are likely to drop out of school compared to children from both parent families and below is their response

Table 9: opinion on whether children from single parent families drop out of school

children from single parent families are likely to drop out of school compared to children from both parents families	Strongly agree	Agree	Strongly disagree	Disagree	Total
Frequency (fo)	20	12	8	10	50
Percentage (%)	40	24	16	20	100

The results in table 9 showed that 40% of the respondents strongly agreed that children from single parent families are likely to drop out of school compared to children from

both parents families, 24% agreed while 16% strongly disagreed and 20% disagreed that children from single parent families are likely to drop out of school compared to children from both parents families.

According to the parents since most of the children from single families are emotionally disturbed. They find it difficult to connect with school and therefore end up dropping out. These findings are quite in agreement with the findings of Battle, Juan J. (1998).

“.....when my husband died my child refused to continue with school because he felt he did not fit in their.....” (Parent FGD participant Marigat Zone)

The respondents were asked if because of poverty children from single parent families’ drop out of school and their response was as shown in table 10 below

Table 10: opinion on poverty and children from single parent families’ drop out of school

because of poverty children from single parent families drop out of school	Strongly agree	Agree	Strongly disagree	Disagree	Total
Frequency (fo)	15	17	9	9	50
Percentage (%)	30	34	18	18	100

According to table 10, 30% of the respondents strongly agreed that because of poverty children from single parent families drop out of school, 34% agreed while 18% strongly disagreed and 18% disagreed

According to the parents single parent families especially mother only families are poor and therefore fail to keep their children in school. The parents revealed that the child is mostly affected when the father dies and the mother is a house wife.

The respondents were asked whether children from single parent families drop out of school due to poor performance and below was their response

Table 11: opinion on whether children from single parent families drop out of school due to poor performance

children from single parent families drop out of school due to poor performance	Strongly agree	Agree	Strongly disagree	Disagree	Total
Frequency (fo)	10	11	19	10	50
Percentage (%)	20	22	38	20	100

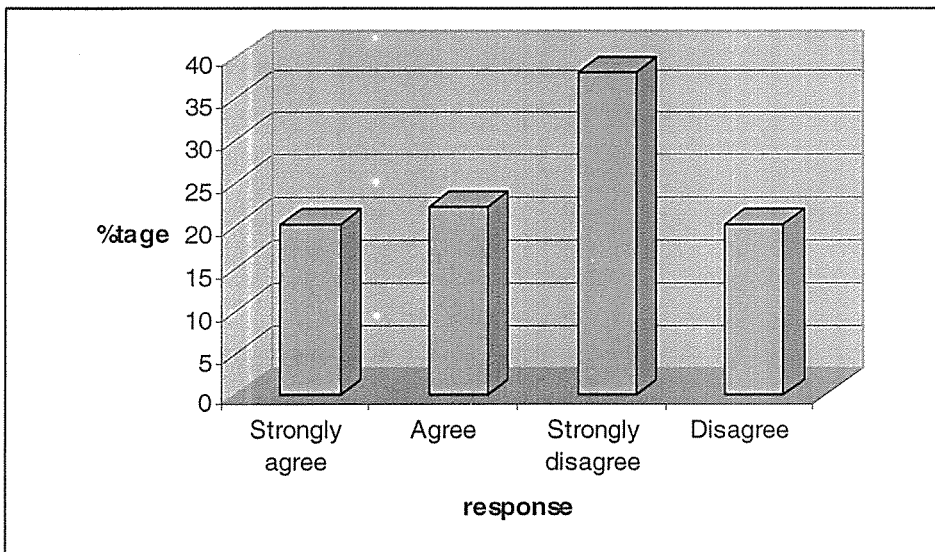
The results in table 11 showed that 20% of the respondents strongly agreed that children from single parent families drop out of school due to poor performance, 22% agreed while 38% strongly disagreed and 20% disagreed that children from single parent families drop out of school due to poor performance.

According to the parents in most cases these children are emotionally disturbed and therefore cannot concentrate in school and class which leads to poor performance and in turn school drop out.

“.....most of the children from single parents perform poorly because they fail to connect with school and sometimes are involved in indiscipline cases and therefore by performing poorly in they hate the school environment and hence drop out.....”
(Parent FGD participant Marigat Zone)

The data in table 11 was analyzed using a chart and summarizes the analysis of the opinion on whether children from single parent families drop out of school due to poor performance

Chart 4: opinion on whether children from single parent families drop out of school due to poor performance



The results in chart 4 shows that 20% of the respondents strongly agreed that children from single parent family’s drop out of school due to poor performance, 22% agreed while 38% strongly disagreed and 20% disagreed

The respondents were asked whether children from single parent families are likely to refuse going to school compared to children from both parent families and this was their response

Table 12: opinion on whether children from single parent families are more likely to refuse going to school

children from single parent families are likely to refuse going to school	Strongly agree	Agree	Strongly disagree	Disagree	Total
Frequency (fo)	13	10	16	11	50
Percentage (%)	26	20	32	22	100

According to table 12, 26% of the respondents strongly agreed that children from single parent families are likely to refuse going to school compared to children from both parent families, 20% agreed while 32% strongly disagreed and 22% of the respondents disagreed.

The parents earlier mentioned that children who have lost a parent refuse to go to school. In most cases, it is the fathers who take their children to school as they go to work so when the father leaves or dies the children find it hard to adjust to the situation and sometimes refuse to go to school.

“.....my husband had a car and would take the children to school as he went to work but when we separated I had to stay with the children and they refused to go to school for a week because they did not want me to take them to school without a car.....” (Parent FGD participant Marigat Zone)

CHAPTER FIVE

DISCUSSION, CONCLUSION AND RECOMMENDATIONS

5.0. Introduction

The major purpose of the study was to conduct an investigation to determine the academic performance of children living with single parents.

This chapter focuses on the discussions of the findings, conclusions and recommendations. Finally the chapter ends with suggestions for further research.

5.1. Discussions

The first research objective was to determine the relationship between children living with single parents and their academic performance. The study found out that children from single parents were likely to perform poorly in class because they lack the basic needs and parental involvement. According to Stanley Maxine Baca Zinn (2000) single parents have less time to help children with homework, are less likely to use consistent discipline, and have less parental control, and all of these conditions may lead to lower academic achievement. Among children in single-parent families, those from mother-absent households earn lower science grades than children from father-absent homes.

The second research objective was to determine² the relationship between children living with single parents and emotional stress. According to the study children living with single parents are emotionally stressed and disturbed. The study revealed that the child find sit hard to cope without the other parents. According to Compas, Bruce E., & Williams, Rebecca A. (1990). Children living with single parents are exposed to more stressful experiences and circumstances than are children living with continuously married parents.

The third objective was to determine the relationship between children living with single parents and dropping out of school. The study revealed that children from single parents were likely to drop out than children from both parent families. According to Battle, Juan

J. (1998), children in single-parent families are at greater risk than children in other types of families. Even when they have the same academic abilities, children in single-parent families are three times more likely to drop out of high school than children from two-parent families. (Astone, Nan M., & McLanahan, Sara S. (1991).

Finally the study sought to determine the relationship between children living with single parents and delinquent behavior. The study revealed that children from single parent families were more likely to involve in delinquent behaviors than children from both parent families. According to McLanahan et al (1994) it is difficult for poor single parents to afford the books, home computers, and private lessons that make it easier for their children to succeed in school. Similarly, they cannot afford clothes, shoes, cell phones, and other consumer goods that give their children status among their peers. Children in single-parent homes are also twice as likely to have a psychiatric disease, have alcohol-related problems, and are up to four times more likely to abuse drugs. (Keith 1991).

5.2. Conclusion.

The main purpose of the study was to investigate factors affecting academic performance of children living with single parents, Marigat Zone in Nakuru district

The first research objective was to determine the relationship between children living with single parents and their academic performance. The study found out that children from single parents were more likely to perform poorly in class because they lack the basic needs and parental involvement.

The second research objective was to determine the relationship between children living with single parents and emotional stress. According to the study children living with single parents are emotionally stressed and disturbed.

The third objective was to determine the relationship between children living with single parents and dropping out of school. The study revealed that children from single parents were more likely to drop out than children from both parent families.

Finally the study sought to determine the relationship between children living with single parents and their behavior. The study revealed that children from single parent families were more likely to involve in delinquent behaviors than children from both parent families

5.3. Recommendations.

The government and policy makers should take into consideration the problems of children living with single parents and thus allocate funds for their education in all levels. The government should also organize refresher courses and workshops of personnel's handling children with single parents.

The Non Government Organizations (NGOS) should come in to assist single parents with the daily basic needs.

The single parents should also be counseled on social needs of their children so that their academic work will not suffer at school. Children and their parents should be counseled together to help both the child and the parent cope up with the situations at hand and how to make use of the available resources around them.

5.4. Suggestions for further research

More research should be done on the topic single parents and academic performance of pupils in other districts, this will act as an eye opener to the current society in realizing the situation at hand of single parents and their children, since few people have ventured in the study.

It's my sincere hope that permanent remedy will be put in place in aid of this group of the current society.

REFERENCES

- Amato, P.R (1993) Children's Adjustment to Divorce; Theories, Hypothesis and Empirical Support *Journal of Marriage and the Family*.
- Astone, Nan M., & McLanahan, Sara S. (1991). Family structure, parental practices, and high school completion. *American Sociological Review*,
- Battle, Juan J. (1998). What beats having two parents? Educational outcomes for African American students in single- versus dual-parent families. *Journal of Black Studies*, 28(6), 783-801. (ERIC Journal No. EJ571287)
- Bogenschneider, K., Kaplan, T., & Morgan, K. (1993). "Single parenthood and children's well-being." *Wisconsin Family Impact Seminars Briefing Report*.
- Compas, Bruce E., & Williams, Rebecca A. (1990). Stress, coping, and adjustment in mothers and adolescents in single- and two-parent families. *American Journal of Community Psychology*, 18(4), 525-545
- Hetherington, E. Mavis, & Kelly, J. (2002). *For better or for worse: Divorce reconsidered*. New York: Norton.
- John. J Maclons (2002) *Social Problems* Prentice Hall Upper Saddle River New Jersey
- McLanahan, Sara S., Astone, Nan M., & Marks, Nadine F. (1994). The role of mother-only families in reproducing poverty. In A. C. Huston (Ed.), *Children in poverty: Child development and public policy* (pp. 51-78). New York: Cambridge University.
- McLoyd, V. C., Jayaratne, T. E., Ceballo, R., & Borquez, J. (1994). "Unemployment and work interruption among African American single mothers: Effects on parenting and adolescent socioemotional functioning." *Child Development*, 65, 562-589.

Olson, S& Barnyard, v (1993) Stop The World So I Get Off For A While. Source of Daily Stress In the Lives Low-income Single Mothers Of Young Children, Family Relations.

Stanley Maxine Baca Zinn (2000) Social Problems a Pearson Education Company

Schmittroth, L. (Ed.) (1994). Statistical record of children. Detroit: Gale Research Inc.

APPENDIX A: QUESTIONNAIRE FOR THE TEACHERS

Dear respondent the purpose of the study is to explore the experiences of children living with single parents and you have been chosen in the study you are requested to tick where appropriately and fill in the gaps. I would like to bring to your attention that the information will be treated with utmost confidentiality.

NB. Do not write your name anywhere on this paper

Personal information

Age

19-24yrs	<input type="checkbox"/>
25-30yrs	<input type="checkbox"/>
31 and above	<input type="checkbox"/>

Sex

Female	<input type="checkbox"/>	Male	<input type="checkbox"/>
--------	--------------------------	------	--------------------------

Marital status

Single	<input type="checkbox"/>	Married	<input type="checkbox"/>
--------	--------------------------	---------	--------------------------

Educational level

None	<input type="checkbox"/>
Primary	<input type="checkbox"/>
Secondary	<input type="checkbox"/>
College	<input type="checkbox"/>
University	<input type="checkbox"/>

For the following questions, please use the rating scale below

Please tick in the box whose digit is the most appropriate for you.

<input type="checkbox"/>	<input type="checkbox"/>	<input type="checkbox"/>	<input type="checkbox"/>
1	2	3	4
Strongly agree	Agree	Strongly disagree	Disagree

Single parenting and poor performance of pupils

1 children from single parent families perform poorly in class

1	2	3	4
---	---	---	---

2 children from single parent families are poor and lack school facilities

1	2	3	4
---	---	---	---

3 children from single parent families are not active in class

1	2	3	4
---	---	---	---

4 Children from single parent's families are always sent home for school fees hence poor performance.

1	2	3	4
---	---	---	---

5 Children from single parent families have less parental involvement in

1	2	3	4
---	---	---	---

Emotional stress of children from single families

6 children from single parent families are emotionally stressed which leads to poor performance

1	2	3	4
---	---	---	---

7 Children from single parent families withdraw themselves from school programs and therefore do not participate in school activities.

1	2	3	4
---	---	---	---

School drop out and children from single parent family

8 children from single parent families are likely to drop out of school compared to children from both parents families

1	2	3	4
---	---	---	---

9 because of poverty children from single parent families drop out of school

1	2	3	4
---	---	---	---

10 children from single parent families drop out of school due to poor performance

1	2	3	4
---	---	---	---

11 Children from single parent families are likely to refuse going to school compared to children from both parent families.

1	2	3	4
---	---	---	---

Delinquent behavior and performance of children from single parent families

12 children from single parent family are likely to abuse drugs compared to children from both parent families

1	2	3	4
---	---	---	---

13 Girls from single parent family are likely to get pregnant early compared to those from both parent families.

1	2	3	4
---	---	---	---

14 children from single parent families are more likely to get arrested than children from both parent families

1	2	3	4
---	---	---	---

15 Children from single parent families are more likely to be suspended or expelled from school than children from both parent families.

1	2	3	4
---	---	---	---