

**THE EFFECTS OF PEER PRESSURE ON ACADEMIC PERFORMANCE OF
PUPILS IN OYAM DISTRICT. THE CASE OF ICEME
SUB-COUNTY**

BY

**OLWA GILBERT
BED/1152/07174/03756**

**A RESEARCH REPORT SUBMITTED FACULTY OF EDUCATION AS A
PARTIAL FULFILLMENT OF THE REQUIREMENT FOR THE
AWARD OF BACHELOR IN EDUCATION PRIMARY
OF KAMPALA INTERNATIONAL
UNIVERSITY.**

SEPTEMBER 2016.

DECLARATION

Olwa Gilbert declare that this is my original work and has not been presented to any university for any award of a Degree or Diploma.

Signature: *Olwa Gilbert*.....

Date: *26th/sep/2016*.....

APPROVAL

This research report was carried under my supervision

Supervisor: ~~.....~~ George Titus

Signature: ~~.....~~

Date: 27/10/2016

DEDICATION

dedicate this report to my beloved wives Mrs. Kevin Olwa and Brenda Olwa and Children,
Jello Sharon, Ajii Vivian, Ogo Jacob and Apili Prisca.

May God the Almighty bless them all Amen

OLWA GILBERT

ID/1152/07174/03756.

ACKNOWLEDGEMENT

I wish to extend my sincere thanks to all those who helped me in one way or another in producing this work.

I feel greatly indebted to Mr. Taita George my facilitator and supervisor whose guidance is so precious in making this piece of work a success.

My heartfelt thanks also goes to the KIU students, parents and school Administration whose cooperation and honesty from the basis of information in this proposal.

Finally I wish to thank Nancy Angulu for typesetting and printing this piece of work.

May God reward you abundantly.

ABSTRACT

The government of Uganda has been offering the University Education since 1977; still many pupils have been dropping out in various schools in the country. This has been happening in many primary schools in Oyam District.

This has been a waste of resources. The main purpose of the study was to find out factors leading to high rate of dropout in primary schools in Oyam district so as to find solution to the problem.

To get information needed questionnaires were prepared and distributed to the four primary schools in Oyam district, interview guide were also prepared for the parents from each school study. This was done because they could not read the questionnaires.

The data collected from the above respondents organized and analyzed using qualitative method. The study found out that the rate of drop out was still high for both boys and girls as a result of early pregnancies, smoking crime rate and drunkardness.

In order to reduce the high rate of drop outs, it was recommended that parents should discourage children from early pregnancies, smoking crime rate and drunkardness, business and fishing.

Parents needed to be sensitized on the importance of education so that they could support their pupils who dropped out of school were to be made to go back to school and complete primary education cycle.

claration.....	i
proval	ii
dication.....	iii
knowledgement.....	iv
stract.....	v
ble of content.....	vi
CHAPTER ONE	1
0. Introduction.....	1
. Background.....	1
. Problem statement.....	2
. The purpose of the study.....	3
. Objective of the study.....	3
. Research questions.....	3
. Scope of the study.....	4
CHAPTER TWO: LITERATURE REVIEW.....	5
0. Introduction.....	6
. Economic problem affecting pupils progress.....	6
CHAPTER THREE: METHODOLOGY.....	14
0. Introduction.....	14
. Research Design.....	14
Sample population.....	14
Sampling.....	15
Data Collection Method.....	16
Data Collection Instruments.....	17
Procedure for Data Collection.....	17
Data Analysis.....	17
Data Reliability and Validity.....	17
CHAPTER FOUR: PRESENTATION OF RESULTS.....	17

4.0.	Introduction.....	17
4.1.	Pupils progress record in primary schools in Iceme sub – county, Oyam district.....	17
4.2.	Pupils enrolment record in the four primary schools from 2005-2011.....	18
4.3.	Causes of peer pressure.....	19
4.4.	Background of pupils who dropped out.....	19
CHAPTER FIVE: DISCUSSION, CONCLUSIONS AND RECOMMENDATIONS.....		22
5.0.	Introduction:.....	22
5.1.	Discussion:.....	22
5.2.	Pupils enrolment.....	22
5.3.	Factors affecting pupils progress:.....	23
5.4.	Conclusions:.....	24
5.5.	Recommendations.....	24
5.6.	Areas for further research:.....	24
REFERENCES.....		26

1. Introduction

This chapter presents the background of the study, problem statement, purpose of the study, objectives of the study, research questions, scope of the study, significance of the study, limitations and conceptual frame work.

Background.

The education system introduced and left in Uganda by the colonialists was that which favors white color jobs. The formal western education was introduced to Africa where many schools were established by missionaries, such include the following among others:- Gayaza High, Namityango, Kings college Budo, Duhaga Nabumali, Ngora High, Mbarara and Boroboro. Ssekamwa (1999). This change in the education system at the first instance appeared very attractive and a blessing to the Africans. Many peoples were very happy about it as it offered better and new employment opportunities to them and their children.

In spite of the attractive nature of their linear formal education system, there was also some bitterness that hid behind it. This among others was the problem of high cost of education. Unlike the Africans informal education which was universal free, this new education system was paid for, and those who could not afford the fees missed being educated. Ssekamwa (1999) event after independent the government did not reverse the education system already set by their colonial master. They went further to establish more schools as far as in deep rural areas. But the persistent problem was high drop rate due to high peer pressure and schools expenses thus affecting the pupils' progress. Government white paper (1992).

This trend of event is not uncommon in Oyam district in general and Iceme Sub County in particular.

The high school drop out rate is decried by almost all the stakeholders. It is a great concern that this situation which has led to poor standard of education in Iceme Sub County might condemn the sub county to the very bottom of Uganda society in aspect if it is not reversed (Ongom 1999). The dropout rate which has affected pupils' progress in primary schools in Iceme Sub – County seems to be of great concern to many stakeholders .The underlying factors therefore need to be identified and appropriate solution got to remedy the alarming problems.

It is therefore along this background that the researcher is intends to investigate factors affecting pupils' progress in primary schools especially the economic factors.

Problem Statement.

Oyam is one of the new districts curved from Apac district. Like other districts in Uganda. It is faced with a number of problems amongst which is poor academic. It is documented that the district always lags behind national exams performance (UNEB 2007-20015).

This problem has drastically affected the sustainability of children in Schools and general behavior of the community .A number of children have dropped out of school, others gone to the street while others have been married off at teen ages. Many youth have ended into undecent ways of life like prostitution drinking, smoking, clubbing and hence leading to high crime rate.

The government has attempted to address these problems through compulsory education at both primary and secondary via UPE and USE. Some organizations have gone ahead to provide bursaries, financial assistance, materials and social support to the young ones.

Despite all this effort, the problem of academic performance have continued to persist in Oyam. That is why the researcher examined the effect of peer pressure on academic performance in Oyam district.

i. The Purpose of the Study.

The purpose of this was to examine the effect of peer pressure on academic Performance of pupils in Oyam district.

ii. Objectives of the Study.

This study was guided by the following objectives:-

1. To examine the effects of smoking on academic performance in Oyam district.
2. To assess how early pregnancies affect academic performance of children in Oyam district.
3. To find the extent to which crime rate affects the academic performance of children in Oyam district.
4. To examine the effects of drunkardness on academic performance of pupils in Oyam District.

iii. Research Questions.

1. What are the effects of smoking on academic performance of pupils in primary schools in Oyam district?
2. How does early pregnancies affects academic performance of pupils in Oyam district?
3. What are the effects of drunkardness on academic performance of pupils in Oyam district ?

.6. Scope of the Study.

Geographical scope: - The study shall be conducted in Oyam District

Oyam district is one of the new district carved from Apac district, it is located in the northern part of Uganda.

Content Scope:- This study shall specifically focus on smoking , crime rate, early pregnancies, drunkardness and how they affects academic performance of pupils in Oyam district.

Time Scope: - Time scope covers the period between 2007 – 2015. This time is specifically chosen because it is the period in which Oyam become a district and yet the problem of academic performance still remain poor.

.7. Significance of the study:-

It is hoped that this study will be useful to:-

Government.

To assist government to plan for financial support to schools

Teachers and school Administrator who counsel pupils with problems that can lead them to drop out of schools.

Parents

Parents to cater for the economic needs of the children.

Teachers and school administrator who will also advice parents how to address the educational problems of the children.

Local leaders.

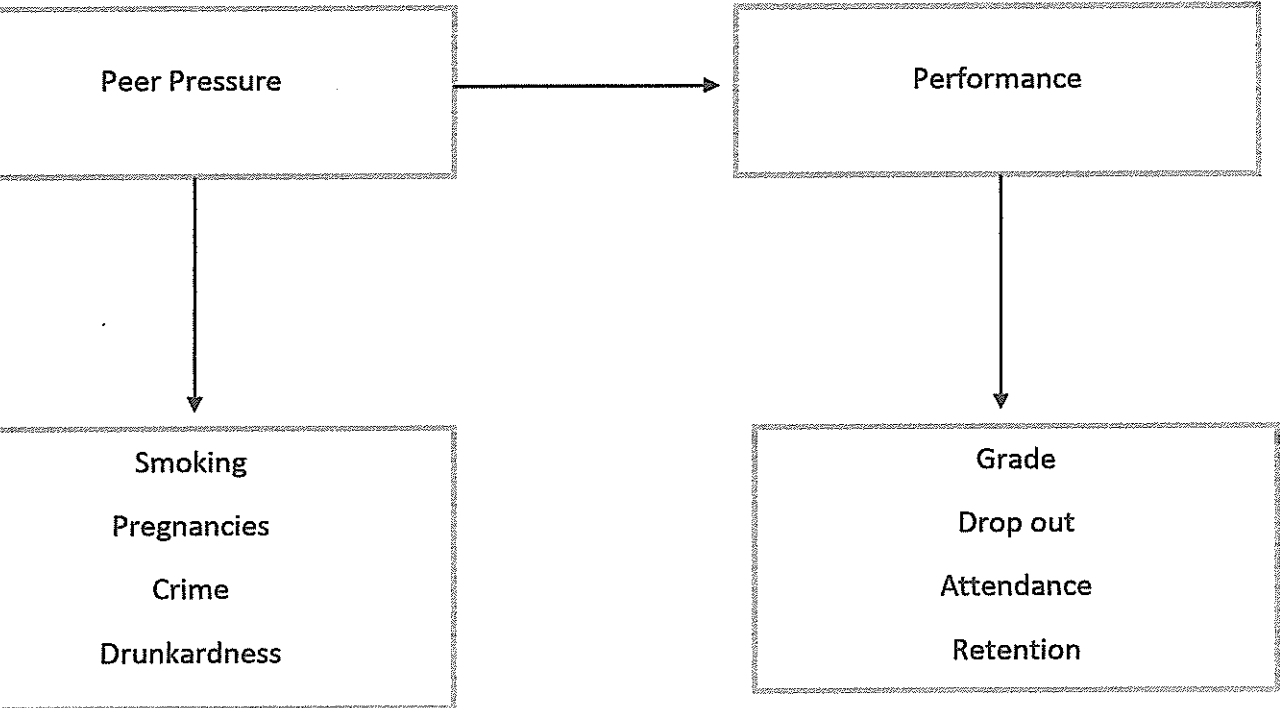
The local government leaders who plan financial support for the pupils in the sub county.

Policy makers.

It will policy makers implement its decision and monitor the activities in schools.

Os: it will help them to plan for the support to be given to children.

Conceptual Frame work.



CHAPTER TWO

LITERATURE REVIEW

0. Introduction

The chapter presents a review of related literature which is done thematically as per study objective it consist of theoretical review and actual review of the problem

1 Theoretical review

Alcohol refers to a class of chemical products all of which consists of chemically bounded atoms of carbon hydrogen and oxygen it is a commonly abused substance that contributes to many thousands of deaths each year in the USA alone, alcohol responsible for over 17000/= deaths on the roads due to drinking

(Dui or D.W.I) which is 41% of all USA road accidents.

Kesster, et al, (1996) started that alcohol abuse is one of the most serious problems that presently face Oyam district. The life time prevalence rate for substance abuse disorder is estimated to be about 26.6%.

Theories on drinking and discipline of people

Throughout history, there have been attempts to prohibit or limit the drinking of alcohol beverages. Prohibition is normal Islamic states where that religion forbids the consumption of alcohol. In many other countries however measure to limit alcohol use ranges from legal ban against drinking to heavy taxation on alcohol beverages. Most of these measure have little or no effect.

Chronic alcohol use can inhabit the production of both white blood cells which carry oxygen to all organ and tissues of the body. Alcohol may increase the risk of

infection with human immunodeficiency virus (HIV) by altering the judgment of users so that the user are more likely to engage in activities.

Alcohol impairs memory by inhibiting the transfer and consolidation of information in long term memory. So alcohol reduce our ability to remember information that we learnt prior to going out for drinks.

3. Actual review of related literature.

According to United Nations international emergence (1987) for many years most people use drugs (illegal, legal or prescription) in moderation and for short lived effects, but some people depend too much on them and others abuse drugs at the cost of their own health many various definitions of drug abuse have been put forward.

According to waters et al, (2006; 164) alcohol abuse is a chemical substance others than food, air or water that you put into your body to change the way your body or mind works. Some drugs are helpful and contribute towards one's good health but others are harmful and can cause serious danger to one's body or mind.

Ibid, (2006.173) alcohol abuse is "really the misuse of alcohol that can cause damage and lead to serious health risks for an individual". Wade and touns (2005:61) alcohol abuse is defined as "a maladaptive pattern of substances used leading to chemically significant impairment or distress".

According to the study on American's schools and alcohol abuse (2002), reported that the cost associated with drugs, alcohol and tobacco abuse add 10% or 41 billion to already strained budgets of schools across the nation.

Cason et al, (1996), also stated that the life time prevalence for alcoholism is estimated to be about 13.8%. According to diagnostic statistical manual of mental disorders, fourth edition revised (Dsm-v-tr 2000). The pharmacological effects of alcohol abuse cause severe dependence, which is classified as psychiatric disorders.

According to National narcotic intelligence committed (1994: 70) social drugs approximately and 0.4 billion is spent for alcohol, and 51.9 billion for tobacco products of which 95% comes from cigarette sales. The other 5% accounts for marijuana and 2 billion or so spent on cigar, chewing tobacco, pipe tobacco and snuff tobacco, and 5.7 billion is spent on coffee, tea and cocoa.

According to substance abuse and mental health service administration (SAMNSA) (1995), Prescription drugs world wide, and 480 billion is the amount people waste on purchasing drugs to stimulate their body functions. People purchase these drugs in the pharmaceutical market (marrow, 1999).

4. Drug taking on the discipline of the youth.

According to National Institute on drug abuse (2003) heavy marijuana causes negatively effects to smokers like learning abilities to students who use marijuana daily, they get lower grades and their general abstract thinking is impaired, it affects the users' ability to learn and remember for days or even weeks after abstinence for smoking.

According to Roosen z (2003) workers who smoke Marijuana are more likely to experience increased absenteeism, hardiness, accidents, workers compensation claims and job turn over, some end up loosing their careers and social life is greatly endangered.

Alcoholism in a family leads to familial dysfunctional, violence and financial insecurity. According to Dr. Johns C, (2000) Long term heavy drinking damages the lives, nervous system, heart and brain. It also leads to high blood pressure stomach problems and cancer.

International drug concern, (1996) stated drug abuse is one of the most serious problems that presently face United States and the world at large. This life time prevalence rate for substance abuse disorder is estimated to be about 26.6%.

Alcoholism in a family leads to familial dysfunctional, violence and financial insecurity. According to Dr. Johns C, (2000) long term heavy drinking damages the lives, nervous system, heart and brain. It also leads to high blood pressure stomach problems and cancer.

According to national school of mental illness (2003) some one with alcohol dependence may suffer serious withdrawals symptoms, such as trembling, delusions, hallucinations and sweating, if he or she stops drinking suddenly “cold turkey”.

Studies indicate that alcohol consumption is related to poor academic performance (Durkin, Wolf and Clirk, 1999). Substance abuse affects overall student relation rates directly through accidents; alcohol related problems and misconduct and indirectly through reduced problematic academic performance.

Sam Mugisha (2008) states that alcohol affects the brain’s ability of making judgment and decisions. We have anti - social actions committed by drunkardness on people such as rape, urinating in public places, quarrels, murder and having sex with prostitutes is due to brain failure to function properly and make sensible and correct judgment.

Alcohol impairs memory by inhibiting the transfer and consolidation of information in long term memory. So alcohol reduces our ability to remember information that we leant prior to going out for drinks. Perhaps, most importantly your attention span is shorter for periods up to 48 hour after drinking (Cashin. J.R, 1996).

According to 2002 national survey on alcohol abuse and health, 36% of teenagers with a “D” grade average reported that they used cigarettes, alcohol or illegal

drugs in the past months used declined steadily with improved academic performance (Wechsler, 1996).

The connection between poor academic performance and drug abuse probably involves a number of factors, says Mike Alle, supervisor of intake services at Hazel den center for youth and families in ply-mouth. Among them are missed classes, however test scores and memory problems.

Government policy affect the discipline of the youth.

There is a little doubt that alcohol use has a damaging effect on academic performance in fact one national study shows that at 4 year institution, college students with an "A" average consume 3.3 drinks per week whereas students with "D" or "F" drinks per week (Presley 1996).

Another national study conducted for year colleges and universities by Henry Wechsler of the Harvard school of public health found that since the beginning of the school year, nearly 1/3 of high risk drinkers had missed class and 21% had fallen behind in their school work because of their drinking.

According to 2002 national survey on drug abuse and health, 36% of teenagers with a "D" grade average reported that they used cigarettes, alcohol or illegal drugs in the past months used declined steadily with improved academic performance (Wechsler, 1996).

The connection between poor academic performance and substance abuse probably involves a number of factors, says Mike Alle, supervisor of intake services at Hazel den center for youth and families in Ply- mouth. Among them are missed classes, however test scores and memory problems.

Valerie Wilson et al (2003) revealed that poor conditions of health, lack of transportation, parents, poor financial conditions, inability of parents to provide instructional materials and teachers' non commitment to the teaching of their subjects also leads to poor academic performance in schools.

Harsh rules and regulations could absenteeism that is corporal punishment, families where children prepare themselves for school and parents to work. Truancy among students is caused by school related problems allied by school staff, boredom, dislike of teachers and avoidance of tests, all these lead to poor academic performance (Ubogu, 2004).

Parents particularly in rural areas keep their children at home for domestic activities on market and community festival days. This increases student's absence from school for safety reasons thus dodging some lessons which leads to poor academic performance (Susan Kirk, 2003).

Absenteeism is among female students than male students. This is a result of their involvement in domestic violence by their parents, distance to school, school discipline, family background and school location are among causes of absenteeism among secondary schools which leads to poor academic performance (Emore 2005).

Teachers identified effects of absenteeism on students being academic underachievement which increases costs and wastage, difficulty in making friends which could lead to boredom, loss of confidence and engagement in premature sexual activity which could lead to pregnancy resulting into school drop outs and stress among young careers (Heather Malchilm et al, 2003).

2.2. Economic problem effecting pupil's progress.

Studies carried out by Kasozi in Uganda between 1900-1970s revealed that pupils progress have been affected by financial crisis. To Kasozi school enrollment was directly related to the cotton and coffee prices.

In period where the prices were low, the pupils were always withdrawn from schools due to inability of the parents to pay school fees. The situation seems to be related to that in Oyam district where parents majority rely on selling

agricultural products to pay fees for their children. They therefore appeared hit by fluctuation in the prices of agricultural products. Odaet and Bbuye (1997) also believed that pupils' progress was affected by a number of factors which were social, cultural, political and economic.

Among the economic factors they pointed out is poverty which they said affected many parents making them unable to pay fees for their children?

They also noted that high school expenses experience and worldly attractions such as some pupils prefer business to studies to have affected pupils' progress in schools.

This situation appears to be related to that in Oyam district where people seem to be generally poor, possibly caused by cattle rustling and poor weather conditions. Some pupils also seem to have poor attitudes towards studies as compared to business and fishing.

Opoka (1992) also agreed with Odaet (1970) when he said pupils progress was affected by economic factors. To Opoka, many people in the country especially rural areas are generally poor and not able to adequately support their children at school.

While discussing problem of developing countries, pschopolous and wood hall (1985), pointed out a number of factors that affects pupils progress at school. Among others, they talked about poverty which they said gave to illness and malnutrition.

A study conducted by Mataka (1990), revealed that children of the peasants tended to received inadequate education compared to the children of the civil servants and business. They study therefore revealed that relationship between economic background of the people and the provision of the basic needs in life.

Ribich (1968) said that education was favored by means of social improvement especially for the poor. To Ribich, great importance had to be assigned to prevent school dropout so as to ensure school continuance. To him poverty was the greatest contribution to pupils' drop out.

Nalukwaga (1995) urged that economic background of the parents affects' the education of their children. She stated that many schools whose parents are peasants suffer from poor facilities as such parents do adequately support the school financially. Many of whom withdraw their children from the school when school administrators put pressure on them to pay fees. This position is closely related to the situation in Oyam district where great percentage of the parents of these schools is greatly being hampered by financial constraints.

CHAPTER THREE.

METHODOLOGY.

3.0 Introduction.

This chapter gives an account of how the research was carried out. It therefore portrayed the process by which the researcher collected, processed and analyzed the data collected. The chapter also spells out the way by which the respondents were selected and how the information was interpreted so as to enable the researcher draw conclusion.

3.1. Research Design.

This study was both quantitative and qualitative using survey design and case study design. Case study was important because it helped to provide an in depth information (Amin 2005).

3.2. Sample Population.

This study covered primary six pupils of the four primary schools in Oyam district namely: Angweta primary school, Akwangi primary school, Agobadong primary school and Tegony primary school. This was summed up in the table below:-

Table I: Showing selection of Respondents.

Respondent	Number
Key informants DEO, Headteachers / management committee	10
Teachers	48
Pupils	50
Parents	30
Local Community	34

Table II: Showing Sample Population.

Respondents	Number	Sample
Headteacher	10	10
Teachers	30	28
Pupils	10	10
Parent	20	18
Local community	30	28
Total	100	96

3.3. Sampling.

The researcher intends to select the sample through the following means as summarized in table III below.

Table III: Showing sampling methods.

Respondents	No.	Sample	Method
Headteacher	10	10	Purposive
Pupils	25	18	Systematic Sample
Parent	19	08	S.R.S
Teachers	16	08	S.R.S
Local community	30	06	S.R.S
Total	100	50	

3.4 Data Collection Method.

Questionnaire

Interviewed

Observation

Interview

Oral interview was used to collect primary data from parents of whom were presumed to be illiterate. Interviews were used because they would help to generate first hand and reliable data for the respondents would give an immediate feedback and also adequate probing was used to establish the reasons for alcohol abuse and its influences on behavior.

Self-administered questionnaires.

This is an instrument that consists of a set logical questions to which the subject responded in writing. They were administered to youth and teachers from selected villages. The researcher used questionnaires because they would generate reliable data about the nature of alcohol.

Observation method.

This is a purposeful, systematic and selective way of watching and listening to an interaction or phenomenon as it takes place (Strydom Fouch 2004:280). This method was used to collect the information by use of observation checklists and sensory observations. The researcher tried to observe the behaviors of the respondents in relation to alcohol consumption.

Documentation.

The researcher consulted text books, pump lets, newspapers, journals, reports and internet in order to get the data related to the topic for easy assessment and comparison. All these were comprising information that was related to the study problem.

3.5 Data collection instruments.

Data was collected using various tools and these included; interview guide, observation checklist, focus group discussions, and documentary questionnaires.

Interview guide.

The researcher had a list of questions written on a piece of paper which were guiding him while interviewing the respondents.

Observation checklist.

An observation checklist is a list of things that an observer is going to look at when observing the place he or she is in (<http://www.teachingenglish.org/uk>).

These included; interacting with the audience, voice and physical features.

Focus group discussions.

Respondents were informed to get together in an organized manner that was favorable to all people involved in the study. This included all selected youth, parents, and community leaders' categories. The researcher interacted with these categories of people to get their views about the study problem.

Documentary questionnaire.

Questionnaires will be administered to respondents that will get a chance to be selected to take part in the study and can easily read and write. Respondents will be given a chance to read the questions, interpret what is required of them and then write down the answers. This method was used because it would enable the researcher to get firsthand information, it was simple to use and the respondents answered the questions according to their feelings.

3.6. Procedure for data collection.

The researcher had an introductory letter introducing him to the authorities in Mbarara town especially the Municipal council administrators seeking permission to carry out research about the effects of alcoholism on the discipline of the youth in Mbarara Municipality.

3.7. Data analysis.

The data collected was processed and analyzed both quantitatively and qualitatively.

In the processing of the data, editing was carried out to ensure completeness, accuracy and uniformity in response. The researcher used various statistical tools such as tallies, pie –chart and graph to present and analyze the data accordingly.

3.8 Reliability and Validity.

The researcher made sure that the questionnaires provided consistent and accurate results. The researcher used test re-test reliability technique to administer the questionnaires at different points in time onto the same group of people.

The researcher tested the validity by seeking relevant evidence that confirms the answers that were in questionnaires. The researcher used content validity techniques to test for the validity.

CHAPTER FOUR

DATA PRESENTATION ANALYSIS AND INTERPRETATION.

4.0 Introduction.

The chapter shows research findings, it includes the data presentation, analysis and interpretation of the findings. The data in this chapter represents the respondent's views about the study problem basing on the research questions.

4.1 Bio Data

Table 1: Age.

Age	Frequency	Percent
18 – 25	50	34.2
26 – 30	26	17.8
31 – 35	15	10.3
36 – 40	20	13.7
41 – 45	26	17.8
51 - 60	9	6.2
Total	146	100.0

Source: Primary Data, 2011.

The table above shows that 50 (34.4%) of the respondents were between 18-25, 26(17.8%) were between 26-30, 15 (10.3%) were between 36-40, 26 (17.8%) were between 41-45, and 9 (6.2%) of respondents were aged between 51-60.

Table 2: Sex.

Sex	Frequency	Percent
Male	95	65.1
Female	51	34.9
Total	146	100.0

Source: Primary Data, 2015.

The table above shows that 95 (65.1%) of the respondents were male while 51 (34.9%) of the respondents were females.

Table 3: Marital Status.

Marital status	Frequency	Percent
Married	79	54.1
Single	67	45.9
Total	146	100.0

Source: Primary Data, 2015

The table above shows that 79 (54.1%) of respondents were married while 67 (45.9%) single.

Table 3: Respondents level of education.

Level of education	Frequency	Percent
Primary	11	7.5
Secondary	60	41.1
University	25	17.1
Tertiary	50	34.2
Total	146	100.0

Source: Primary Data, 2015.

The table above shows that 11 (7.5%) of the respondents had stopped at primary level, 60 (41.1) had education level of secondary, 60(41.1%) of the respondents were university students while 50(34.2%) of the respondents were in tertiary institutions.

Table 4: Religion.

Religion	Frequency	Percent
Moslem	40	27.4
Catholic	36	24.7
Protestant	70	47.9
Total	146	100.0

Source: Primary Data, 2015.

The table above shows that 40(27.4%) of respondents were Moslems, 36 (24.4%) were Catholics, and 70 (47.9%) of respondents were protestants.

4.2. Drunkardness and discipline of the youth.

Table 5: A table showing responses on alcoholism.

Responses	Frequency	Percent
Disagree	55	37.7
Not sure	21	14.4
Agree	70	47.9
Total	146	100.0

Source: Primary Data, 2015.

The table above shows that 55 (37.7%) of respondents disagreed with the statement that alcoholism in a family leads to familial dysfunctional, 21 (14.4%) were not sure while 70(47.9%) of the respondents agreed that alcoholism in a family leads to familial dysfunctional. Therefore most of the respondents had a belief that alcoholism in a family makes family members fail to perfect what they are supposed to do leading to conflicts.

Table 6: A table showing responses on alcohol dependence.

Responses	Frequency	Percent
Disagree	50	34.2
Not sure	31	21.2
Agree	65	44.5
Total	146	100.0

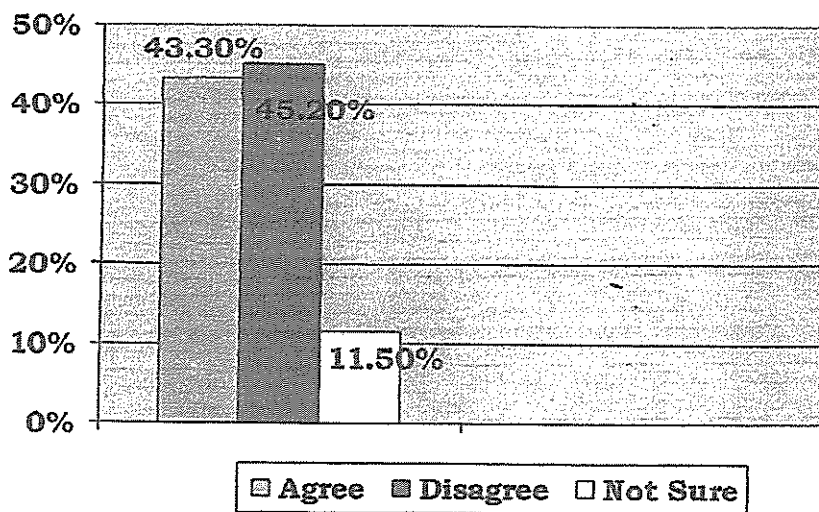
Source: primary data 2015

The table above shows that 50 (34.2%) of respondents disagreed that someone with alcohol dependence may suffer serious withdrawal symptoms, 31 (21.2%) were not sure, while 65 (44.5%) agreed that someone with alcohol dependence may suffer serious withdrawal symptoms.

Respondents said that as one becomes an alcoholic, he always feels like taking over and again hence becoming had for him or her to stop. Therefore leading to withdrawal symptoms.

Table 7: A table showing responses on alcohol impairs memory by inhibiting the transfer and consideration of information in long term memory.

Figure 6.



Source: Primary

Data, 2015.

The table above shows that 30(45%)of respondents disagreed that alcohol impairs memory by inhibiting the transfer and consideration of information in long term memory,11% were not sure while 60(43%) of respondents agreed that alcohol impairs memory by inhibiting the transfer and consideration of information in long term memory. Therefore, it's identified that the big number of people had some information about how alcohol impairs memory in relation to abstract thinking.

Table 8: A table showing responses on, alcohol reduces our ability to remember information that we learnt prior to going out for friends.

Responses	Frequency	Percent
Disagree	60	41.1
Not sure	36	24.7
Agree	50	34.2
Total	146	100.0

Source: Primary Data, 2011.

The table above shows that 60(41.1%) of the respondents disagreed that alcohol reduces our ability to remember information that learn prior to going out for friends, 36(24.7%) were not sure while 50 (34.2%) of the respondents agreed that alcohol reduces our ability to remember information that learn prior to going out for friends. There for many people showed that alcohol has nothing to do with their daily activities in relation to learning.

Figure 4: Showing respondents' responses on the statement that alcohol affect Performance.

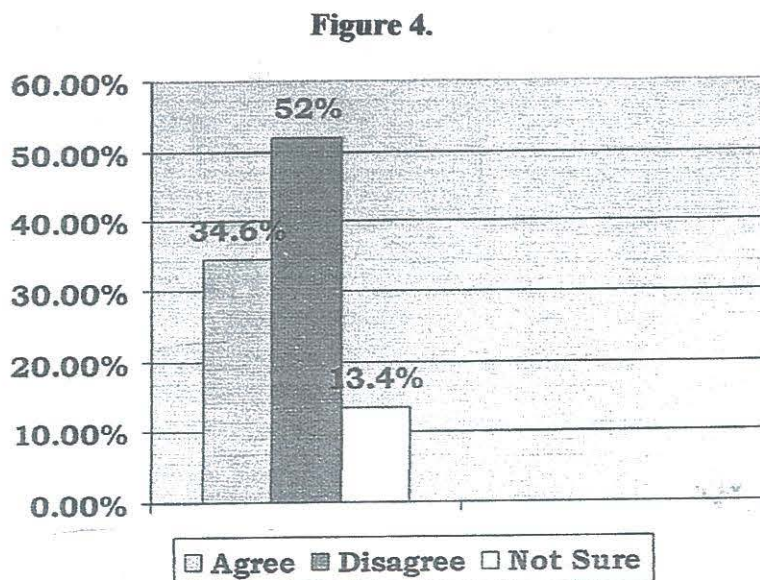


Table 9: A table showing responses on, too much alcohol taking leads to madness.

Responses	Frequency	Percent
Disagree	36	24.7
Not sure	40	27.4
Agree	70	47.9
Total	146	100.0

Source: Primary Data, 2015.

The table above shows that 36(24.7%) of the respondents disagreed that too much alcohol taking leads to madness, 40(27.4%) were not sure while 70(47.9%) of the respondents did not agree that too much alcohol taking leads to madness. There for this was backed by people's evidence of high numbers of mad people that were taking too much of alcohol hence resulting them to agree with the statement.

Figure 5.

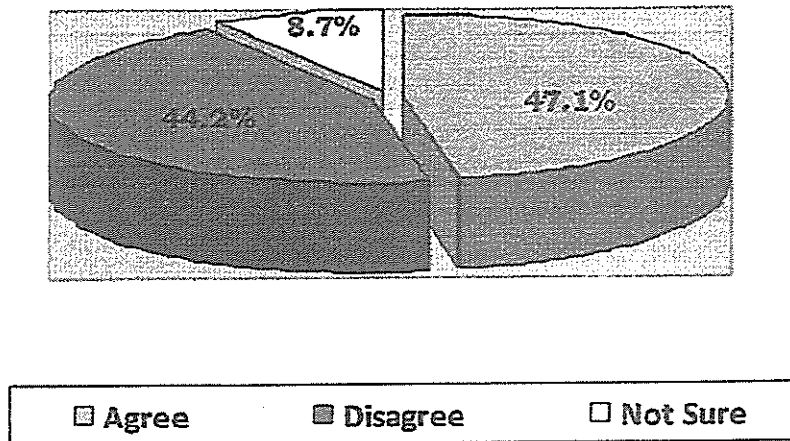


Figure 5 above show that alcohol consumption affects performance of pupils in Oyam. This is represented by simple majority of 47%, while 46 disagreed with the statement and 8% were.

4.4. Government policy affects the discipline of the youth.

Table 15: A table showing responses on the government policy on corporal punishments is a cause of indiscipline of the youth in schools.

Responses	Frequency	Percent
Disagree	40	27.4
Not sure	75	51.4
Agree	31	21.2
Total	146	100.0

Source: Primary Data, 2015.

The table above shows that 40(27.4%) of respondents disagreed that the government policy on corporal punishment is a cause of indiscipline of the youth, 75(51.4%) were not sure while 31 (21.2%) of the respondents did not agree that the government policy on corporal punishment is a cause of indiscipline of the youth. There fore as a result of these punishment different individuals end up reacting differently depending on ones personality, so some end up reforming while others fail to reform.

Table 16: A table showing responses on government has been reluctant in punishing those who sell alcohol to those under 18 years of age.

Responses	Frequency	Percent
Disagree	30	20,5
Not sure	33	22.6
Agree	83	56.8
Total	146	100.0

Source: Primary Data, 2015.

The table above shows that 30(20.5%) of respondents disagreed that government has been reluctant in punishing those who sell alcohol to those under 18 years of age, 33(22.6%) of the respondents were not sure while 83(56.8%) of the respondents agreed that government has been reluctant in punishing those who sell alcohol to those under 18 years of age.

Table 17: A table showing responses on the policy of UPE and USE of automatic passing is a basis of students' indiscipline at school.

Responses	Frequency	Percent
Disagree	74	50.7
Not sure	52	35.6
Agree	20	13.7
Total	146	100.0

Source: Primary Data, 2015.

The table above shows that 74(50.7%) of respondents disagreed that the policy of UPE and USE of automatic passing is a basis of students' indiscipline at school, 52(35.6%) of respondents were not sure while 20(13.7%) of respondents agreed that the policy of UPE and USE of automatic passing is a basis of students' indiscipline at school. Therefore many disagreed in a sense that most of the students adopt discipline from home, therefore automatic passing cannot really affect the discipline.

CHAPTER FIVE

SUMMARY, CONCLUSIONS AND RECOMMENDATION.

5.0. Introduction.

This chapter discusses and concludes the findings of the study. An attempt is also made to highlight recommendations which the researcher demand to benefit the government and the general public.

5.1. Summary.

The main problem of this study as indicated inn chapter one was to examine the effects of alcoholism on the discipline of the youth in Oyam district. This subsequent discussion in this chapter is based on results presented in chapter four of this report as given by respondents.

5.2. Drunkardness and discipline of the youth.

Findings indicated that majority of the respondents agreed that alcoholism in a family leads to familial dysfunctional concur with Dr Johns C, (2000) that alcoholism in a family leads to familial dysfunctional, violence and financial insecurity. Findings further indicated that majority of respondents agreed that someone with alcohol dependence may suffer serious withdrawal symptoms. According to national school of mental illness (2003) someone with alcohol dependence may suffer serious withdrawals symptoms, such as trembling, delusions, hallucinations and sweating, if he or she stops drinking suddenly, Findings revealed that majority of respondents agreed that alcohol impairs memory by inhibiting the transfer and consideration of information in long term memory. Findings agree with Cashin.J.R, (1996), still according to J.R, (1996) alcohol reduces our ability to remember information that we learnt prior to going out for drinks.

5.4 Government policy affects the discipline of the youth.

Findings indicated that of the respondents agreed that government has been reluctant in punishing those who sell alcohol to those under 18 years of age. Findings further revealed that most of the respondents were not sure whether corruption has made government officials not to support prohibition of the youth from clubbing. Most of the respondents agreed that reluctant of school authorities to implement school rules and regulations leads to indiscipline of students. These findings agree with Valerie Wilson et al (2003) revealed that poor conditions of health, lack of transportation, parents, poor financial conditions, inability of parents to provide instructional materials and teachers' non commitment to the teaching of their subjects also leads to poor academic performance in schools.

5.5. Conclusion

Research findings in relation theme one it was found out that majority of the respondents agreed that alcoholism in a family leads to familial dysfunctional, majority of respondents agreed that some one with alcohol dependence may suffer serious withdrawal symptoms. According to the researcher he concluded that alcoholism is hazardous on ones wellbeing.

Research findings in relation to the third theme indicated that the majority of respondents were not sure whether the government policy on corporal punishment is a cause of indiscipline of the youth, majority agreed that reluctance of school authorities to implement school rules and regulations leads to indiscipline of students.

5.7. Recommendations.

Basing on the findings of the study, the following recommendations are put forward to control the habit.

The government in support of the entire population and also the private institution like NGOs should work hand in hand to fight the habit of alcoholism especially among non-schooling youths since research findings indicated that they were the ones mostly involved in the act of drugs abuse. Therefore, the entire people of Oyam in particular should always report alcoholism cases to the authority agencies like government, officials and NGOs who can help to control the situation and advice the means that are appropriate to bring about peace in the area.

The ministry of health in support of the government, parents and community leaders should continue to sensitize the entire population most especially the youth about the dangers, consequences or outcomes of alcoholism in order to save the situation and generation to come.

Religious leaders and Christians also should be encouraged to talk to their congregations about the dangers of alcoholism since some people never get chances for being given advice regarding alcoholism and its related dangers. This information helps people to get proper understanding of the act, its causes and its influence / consequences.

Youth groups should be introduced in the area by the community leaders and youth which educate the youth about the positive living. This will help the already affected by alcoholism act and those that are not yet affected because these groups will educate the youth about the dangers of alcoholism, they will keep them busy which will reduce idleness tendencies that also contributes to alcoholism hence helping the youth to control the habit of alcoholism and prepare them to be future leaders and parents.

REFERENCES:

- Danne Hales (2002) *an invitation to health*. United states of America; wads worth group.
- Charles G. Morris, Albert A. Maisto (2003), *understanding psychology*, United States of America. Pearson education, 6th edition.
- Emore, Charles (2005) *causes of youth' lateness to school* in Urwie L.G.A of Delton states .Nigeria.
- Rebecca J Donatelle (2002), *access to health education*: united states of America: Pearson education, 7th education.
- Karen Huffman (2005). *Psychology in action* John Wiley and sons united states of America.
- Jerrold S. Greenberg and George B. Dintima (1997) *Wellness: creating a life of health and fitness* United States of America. Allyn and Bacon.
- Wayne Weiten (1992), *psychology: themes and variations* 2nd edition United States of America: wads worth, Inc.
- James. W. Walat (2002). *Introduction to psychology* 6th edition United States of America. Wads worth group.
- <http://www.alcohol-aware.com/alcohol information.html>.
- Heather Malcilm, Valerie Wilsoln, Julia Davidson and Susan Kirk (2003). *Absenteeism from school*. A study of its causes and influences in seven LEAS. The screw centre, university of Glasgow queens printers.
- Ubogu R.E (2004) *the causes of absenteeism and drop out among villages*. Delta University Abraka.
- Government white paper (1992), MOE, Kampala.
- Kasozi ABK (1979), *the crisis of primary (1979), the crisis of primary school education in Uganda*, Kampala, Longmans:
- Mary Goretti Katusab (1989), *the relationship between school administration and drop out among girls in selected schools in Kabarole district*, Makerere University, Kampala.
- Musasizi (1986). *Factors contributing to school drop out in Rukungiri district*,

Makerere, Kampala.

Nataka M.R (1990), why some children do not go to school, Makerere University, Kampala.

Odaet and Buye (1997) .Comparative Education, Makerere University, Kampala.

Opoka Micheal (1992). Factors affecting drop out of girls from schools in Omoro County, Gulu district, Makerere University, Kampala.

Pschopolaus G and Woodhall (1985), Education for Development World Bank, Newyork.

Ongom D.L (1999). Report of the committee for improving education standards in Lira District, Lira District Local Government.

Sali Nalukwago Robinah (1995), problem hampering the progress of girls to higher education in Mbende District, Makerere University, Kampala.

Ssekamwa J.C (1999), History of Education, Makerere University, Kampala

Thomas I. Ribich (1968), Education and Poverty, World Bank, Washington D.C

Cheptock, M (2000, Aug 14) over 21,000 children have abandoned schools (The New Vision P.29).

Guluma, C.F, (2001, June 8) Teachers discuss school out of Muslim Girls, the Monitor.

Khiddu Makuguya, E (2000) University Primary Education (UPE) Newsletter 1pp1 – 12.

APPENDIX: A

INTERVIEW GUIDE FOR SCHOOL ADMINISTRATORS.

1. School.....
2. When was the school opened.....
3. When did you join the school as an administrator?.....
4. What was the total enrolment when you joined the school?.....
5. What is the enrolment now?.....
6. How many candidates do you have in your school?.....
7. What was the number of the current primary six pupils when they were still in primary one?.....E.....
8. What are the possible causes of the increase / decrease in the enrolment over the year?
 - i:
 - ii:
 - iii:
9. Does your school have any special programme / project which helps your pay their fees? Yes
No.
10. If yes, what programme / project is it?.....
11. How many pupils are benefiting from it?.....

Thanks,
May God bless you,

APPENDIX: B.
RESEARCH QUESTIONNAIRES TO PUPILS.

This questionnaire is given to you to collect information that the researcher needs in compiling a report needed for the award of Bachelor in Education Primary of KIU.

You are kindly requested to fill it as honesty as possible. Tick appropriately the boxes provided or write your response in the space provided. All your answer shall be confidential.

1. Home address
.....
2. Sex : Male.....
3. Are you an orphan?..... Yes
4. If yes, when did you lose your parents?.....
5. If no, what is the occupation of your parents?.....
6. When did you join primary six?.....
7. Which school were you studying in ?.....
8. When did you leave the school?.....
9. Why did you leave the school?.....
 - i)
 - ii)
 - iii)
10. What activities are you doing at the moment
 - i)
 - ii)
 - iii)

Thanks

May God bless you,

APPENDIX: C

INTERVIEW GUIDE TO PARENT OF THE DROPPED OUT PUPILS.

1. Home address.....
2. Occupation.....
3. How many children do you have?.....
4. How many of the children are in school of higher institutions of learning?.....
5. Which schools are they attending?.....
6. Are all of them at school now?.....
7. If no, what problems have made them not at school?
 - i).....
 - ii).....
 - iii).....
8. What are those not at school doing at the moment?.....
9. Do you intend to take them back to school in future?.....
Yes No.
10. If yes, will you overcome the problem listed in NO. 7 above?
 - i)
 - ii)
 - iii)

Thanks,

May God bless you,