

**KAMPALA INTERNATIONAL UNIVERSITY**

TITLE:

69%

*[Handwritten signature]*

**THE IMPACT OF TOURISM ON THE ACADEMIC  
PERFORMANCE OF VISUALLY IMPAIRED LEARNERS IN  
SELECTED PRIMARY SCHOOLS IN KALOLENI ZONE,  
KALOLENI DISTRICT-KENYA**

BY

**KABUTHA IRENE DORCAS**

**BED/SNE/21428/81/DF**

SUPERVISED BY:

**REV. ERICH KASIRYE**


A RESEARCH REPORT SUBMITTED TO THE INSTITUTE OF OPEN AND  
DISTANCE LEARNING IN PARTIAL FULFILMENT OF THE AWARD OF  
BACHELOR OF EDUCATION OF  
KAMPALA INTERNATIONAL UNIVERSITY.

**DECEMBER 2009**

**DECLARATION**

I, **KABUTHA IRENE DORCAS-BED/SNE/21428/81/DF**


do declare that the information given in this research report is made by myself and has never been presented by any other person, for the award of Bachelor of Education

Signature:.....

Date:..... **15 DECEMBER 2009.**.....

**APPROVAL**

This is to certify that **KABUTHA IRENE DORCAS-BED/SNE/21428/81/DF**  
has successfully completed her / his research report and now is ready for submission with my  
approval.

Signed:  .....

REV. ERICH KASIRYE  
KIU SUPERVISOR

DATE:  .....

## **DEDICATION**

To my beloved HUSBAND, Geoffrey and my dearest Children, Yvonne and Derek for their enormous support while I studied far from home.

## ACKNOWLEDGEMENT

I would like to thank the good Lord for giving me strength and courage to compile this research report. Without God, this research would not have seen the light of the day!

Special thanks go to my supervisor, Rev. Erich Kasirye who was a good mentor and advisor during the compilation of this work. My appreciation also go out to the Administration of Kampala International University for their support during this exercise and Mr. Baliruno, my research lecturer.

Lastly and most importantly, to my family and friends who have been supportive in this noble work.

May the Good Lord reward you abundantly.

# TABLE OF CONTENT

DECLARATION .....	i
APPROVAL .....	ii
DEDICATION .....	iii
ACKNOWLEDGEMENT .....	iv
TABLE OF CONTENT .....	v
LIST OF TABLES .....	viii
LIST OF CHARTS .....	ix
DEFINITION OF TERMS .....	x
ACRONYM OR ABBREVIATIONS .....	ix
ABSTRACT .....	xii

<b>CHAPTER ONE .....</b>	<b>1</b>
<b>1.0 BACK GROUND OF THE STUDY .....</b>	<b>1</b>
1.1 INTRODUCTION .....	1
1.2 Geographical Location of Kaloleni.....	2
1.3 Demographic profile of Kaloleni.....	2
1.4 Statement of the Problem.....	3
1.5 Justification.....	4
1.6 Objectives of the Study.....	4
1.6.1 Major Objectives.....	4
1.6.2 Specific Objectives.....	5
1.7 Research Questions.....	5
1.8 Limitation.....	5

## CHAPTER TWO

### 2.0 LITERATURE REVIEW

2.1 Introduction.....	6
2.2 Importance of Tourism.....	6
2.3 Negative effects of Tourism.....	7
2.4 Factors Affecting Tourism.....	8

## **CHAPTER THREE**

### **3.0 METHODOLOGY**

3.1 Introduction.....	11
3.2 Research Design.....	11
3.3 Organization of the Research.....	11
3.3.1 Study Population.....	11
3.3.2 Sample Size.....	11
3.4 Methods for Data Collection.....	12
3.4.1 Instruments.....	12
1. Questionnaires .....	12
2. Interviews.....	12
3. Observation.....	12
3.5 Data Collections.....	12
3.6 Data Analysis.....	12

## **CHAPTER FOUR**

### **DATA PRESENTATION AND ANALYSIS**

4.1 Introduction.....	13
4.2 How tourism has affected academic performance.....	15
4.2.1 Freedom to access tourist areas and Academic Performance.....	15
4.3 Absenteeism due to tourism and academic performance.....	16
4.3.1 Frequency of Absenteeism and Academic performance.....	16
4.4 Poverty, tourism and learners poor academic performance.....	17
4.4.1 Interlink between Poverty, Tourism and Poor Performance.....	17
4.5 Effects of tourism and learners educational achievement.....	19
4.5.1 Interlink between Pressure, Tourism and Learners Performance.....	19
4.6 Interlink between Erosion of Morals, Tourism and Learners Performance.....	20
4.7 Government Policy on the Conflict between Tourism and Education.....	21

**CHAPTER FIVE**

**CONCLUSION AND RECOMMENDATIONS.**

5.0 Introduction.....23

5.1 Summary.....23

5.1.1 Tourism industry.....23

5.1.2 Poverty.....23

5.1.3 Educational achievement.....24

5.2 Conclusion.....24

5.3 Recommendation.....25

Suggestions for Further research.....25

REFERENCES.....26

APPENDIX A : QUESTIONNAIRE (Parents, Teachers Local/Religious  
Leaders).....29

APPENDIX B : TRANSMITTAR LETTER

APPENDIX C: MAP OF THE RESEARCH AREA



## LIST OF TABLES

Table 4.1 Shows the profile of the respondents.

Table 4.2 freedom to access tourist areas and academic performance

Table 4.4 Interlink between poverty, tourism and poor performance.

Table 4.5 Showing Interlink between peer pressure, tourism and  
Learner's performance.

Table 4.6 Showing Interlink between erosion of moral, tourism and  
Learner's performance.

Table 4.7 Showing government policy on the conflict between tourism  
and education performance.

## LIST OF CHARTS

Chart 4.2 Shows the freedom to access and academic performance

Chart 4.3 shows frequency of absenteeism and academic performance.

Chart 4.4 Interlink between poverty, tourism and poor performance

Chart 4.5 showing Interlink between per pressure, tourism and learners performance.

Chart 4.6 showing Interlink between erosion of morals, tourism and learners`  
performance

Chart 4.7 showing government policies on the conflict between tourism and  
education.

## DEFINITION OF TERMS

For the purpose of this study the following concepts were defined.

### Academic Performance

How children living with single parents participate in school whether well or poor.

Pupils : This refers to the children or learners at ht level of primary sector  
Consisting of standard one to standard eight.

Performance: The overall grade one gets after a trial.

Teachers : These one guides who assist learners during the course of  
their studies.

Aids : The materials used while teaching.

Locale : Geographical location or area of conducting a study.

## ACRONYM OR ABBREVIATIONS

MOE	-	Ministry of Education
KCPE	-	Kenya Certificate of Primary Education
US	-	United States
&	-	Dollar
HIV	-	Human Immunie Virus
AIDS	-	Acquired Immuno Deficiency Syndrome
NGO	-	Non Governmental Organization.

## ABSTRACT

Tourism in Kenya is almost exclusively centered on two geographical areas; the south coast beaches and a handful of game reserves or national parks. A 150-kilometre strip of coastline north and south of Mombasa is lined with beach hotels designed for package tours and contains half of all tourism development in the country. This concentration spread the benefits (and costs) along the coast and also the country as a whole. Despite the fact that tourism is such an important sector of the economy, it is negatively affecting education at Kenyan coast. Poverty is an issue that more and more of our nation's children are coming face to face with. The price that children of poverty must pay is unbelievably high. Each year, increasing numbers of children are entering schools with needs from circumstances, such as poverty, that schools are not prepared to meet. The number of children dropping out of school to join piece jobs in the tourist industry is alarming (Republic of Kenya, 2003; 1998). Furthermore, it is noted that some of the perennial causes of poor performance and drop outs of learners in schools is poverty (Achoka, 2007; 2006; Republic of Kenya, 2003). Teachers may find that students do not complete assignments, do not study for tests, or do not come to school prepared to learn because of poverty related circumstances in the home environment that forces them to look for alternative survival in the tourism industry. These children may be unable to concentrate or focus. These issues not only have an impact on the learning of the child of poverty but can also impact the learning of other children since they tend to influence them negatively. The researcher thus seeks to establish how the tourist industry affects the performance of learners in terms of class test performance, school attendance and concentration. This project will be aimed at looking for possible solutions to the negative effects of tourism on educational standards of the learners in Kaloleni area of the Kenyan Coast.

## CHAPTER ONE

### BACKGROUND TO THE STUDY

#### 1.0 Introduction

Tourism plays a very important role in running the world economy, especially in countries that are endowed with this scarce resource. It is a prime export earner for most countries and falls under the category of intangible or service industry. Tourism is the second foreign exchange earner in Kenya. Kenya has several sites of attraction to tourists. Areas of interest to tourists include wildlife, natural scenery and cultural attractions. Most of these attractions are found along the coastal areas of Kenya, and more so with the greatest abundance in Mombasa. Tourist attractions found in Mombasa include sandy beaches, marine world life, coral reefs, natural mangrove forests and historical sites and monuments like Fort Jesus.

Education is very important in any nation of the world because it is viewed as the only solution to poverty eradication. In order to stress on the importance of education, the United Nations through its member states set one of its goals as provision of free basic education to every child. Each party is encouraged on the need to offer free primary and possibly secondary education to every citizen as a milestone to illiteracy and poverty eradication. Kenya as one of the core signatories to this convention has gone a step ahead to implementing free primary education since 2003 and cutting down the cost of secondary school education by partly sponsoring the on some expenses.

Education and tourism sectors are two key drivers of the Kenyan economy with education providing skilled manpower to work in industries and tourism earning foreign exchange for the country. Even though education is such a crucial undertaking in Kenya, the tourism industry is affecting it negatively in Mombasa. Some of the tourism inherent problems affecting education

in Mombasa include irregular school attendance, school dropouts and poor learner involvement eventually culminating in general poor academic performance of learners in Mombasa province. The long term effects of tourism in Kenyan coastal areas include moral decay, prostitution and premature death of youth due to killer diseases like HIV/AIDS which are associated with prostitution.

Despite the fact that the government is investing a lot of resources in offering free primary education in all parts of Kenya including Kaloleni district in coast province, it seems uninformed about the negative impacts posed on the same by the tourism industry. There is thus need to carry out research in order to evaluate the extent to which the tourism industry compromising the quality of education in Kaloleni district. The results will be useful in advising the government to implement policies which will sort out the clashing issues between the tourism and education sectors.

### **1.1 Geographical location of Kaloleni zone**

Kaloleni Zone is located in the coastal region of Kenya and covers a relatively large area compared to other zones. It is bordered by Rabai zone, Mwatani zone and Shariani zone. Kaloleni zone has 20 public day primary schools which are almost regularly distributed to ensure that most of the learners access them on foot.

### **1.2 Demographic profile of Kaloleni**

Kaloleni district is majorly inhabited by the Giriama, which is one of the nine sub tribe of the larger Mijikenda community of Kenya. Other sub tribes occupying the area are the Ribe, Kambe, Rabai, Duruma, Kauma and Digo. The area is also occupied by a mixture of other

Kenyan tribes who have come to the area to offer technical and professional services such as businessmen, teachers, religious leaders and administrators. The zone is facilitated with 20 public primary schools and a relatively low number of teachers.

The major economic activities in Kaloleni District is subsistence farming, tourism and fishing. The population is largely illiterate and lowly qualified with a few technical skills. Incomes of the people of Kaloleni area are low, actually below the poverty line due to the subsistent nature of their economy. In the vicinity of the area are sandy beaches which attract a large number of tourists. Due to the biting poverty and illiteracy levels in the area, learners quite often opt to absent themselves from school or even drop out of school to join the tourism industry as beach boys and girls. These piece jobs are associated with frustrations and the culprits are lured into prostitution and drug abuse by tourists in exchange for money and other favors. It is because of this positive correlation between tourism and deterioration of the quality of education that there is need to carry out this research.

### **1.3 Statement of the problem**

The establishment of an efficient education system is unavoidable for any country that is keenly focused on achieving economic growth and hence the requirements of the vision 2030. Kenya being no exception has established the 8.4.4 system of education under the Ministry of Education (MOE). The government has further made the primary education free for every child. Since its commencement in 2003, millions of children have registered for the same. Despite the fact that many children enjoy primary education, it is facing a lot of challenges. For instance, in Kaloleni zone which is in the larger Coast province a number of primary school learners have been reported to absent themselves or even drop out of school in order to join the tourist industry as



beach boys and girls. These piece jobs are associated with frustrations and the culprits are lured into prostitution and drug abuse by tourists in exchange for money and other favors. This compromises the standards of education in the area. It is because of this positive correlation between tourism and deterioration of the quality of education that there is need to carry out this research.

#### **1.4 Justification**

Despite the fact that free primary education continues to meet a lot of success in Kenya, previous studies seem not to have exhausted on the challenges that affect its success. There is no documented literature linking the impact of tourism and performance of primary school learners in the coastal region of Kenya. It's therefore necessary that research on this aspect be carried out in Kaloleni zone. This is because Kaloleni district is one of the hardest hit areas in the larger coast province, thus serve as a good sample population for the study. The findings of this research work will be useful to the government and other policy makers in ensuring that educational standards of the communities living along the Kenyan coast are not compromised by the tourist industry. It is on this basis that this research project is to be carried out.

#### **1.5 Objectives**

##### **1.5.1 Major Objectives**

The overall objective of this study will be to investigate the effect of the tourism industry on the performance of learners in selected primary schools in Kaloleni zone, Kaloleni district, Kenya.

### **1.5.2 Specific objectives**

1. To find out how the tourism industry has affected the learners performance in Kaloleni.
2. To investigate the influence of poverty on learners involvement in tourism activities
3. To find out whether there is a relationship between learners' school attendance and tourism.
4. To access effect of tourism on the educational achievement of learners.
5. To access government tourism policy

### **1.6 Research questions**

1. Is there a relationship between learners' attendance and tourism?
2. How has the tourism industry affected the performance of learners?
3. What recommendations on viable measures could be taken to improve the performance of learners?
4. How do the learners respond towards education and tourism?

### **1.7 Limitations**

The time given for the research work was very limited. The time frame of the research project was short.

Lack of adequate and efficient manpower i.e. the manpower to conduct this research was scarce and thus it was a barrier to a comprehensive research.

Financial resources were a limit to my research work.

Political instability of the country due to the post-election violence.

## CHAPTER TWO

### LITERATURE REVIEW

#### 2.1 Introduction

This chapter reviews literature as an account of the knowledge and ideas that have been established and accredited by scholars and experts in the field of study. It is guided by the objectives of the study outlined in chapter one.

#### 2.2 Importance of tourism

Tourism earns foreign exchange to the country. Tourists who visit the country pay large amounts of money in order to see wildlife, visit beauty sites and monuments and also see the beautiful scenery. Prolific wildlife and white-sand beaches bring about 780,000 foreign visitors to Kenya annually. Tourism generates an estimated US\$500 million per year in hard currency earnings, making this sector the country's single largest source of foreign exchange.

Research shows that Kenya earned U S \$648 from tourism in 2005. The foreign exchange earned is channeled to other sectors of the economy hence encouraging economic growth.

Tourism provides employment to Kenyans. About 180,000 Kenyans are directly employed in tourism and another 320,000 are indirectly employed, according to the study. People are employed as game wardens, hoteliers, hospitality staff and tour guides. These employees of this sector are able to settle school fees for their children, pay for their basic needs and also fund other requirements. This helps to raise the living standards of Kenyans. This is part of the development plan fostering the goals of the vision 2030.

Tourism helps to preserve the country's culture and national heritage. Kenya is build up of diversity of 42 tribes who have diverse cultures which attract tourists. For instance the Maasai culture attracts tourists very much. Tourism also helps to conserve wildlife and attraction sites as attractions to the tourists. Tourism promotes international understanding and diplomacy among nationalities of the countries involved in tourism. People from different races and nationalities meet and socialize as they enjoy Kenya's attraction sites. This promotes international understanding and also strengthen ties among different nationalities.

Tourism contributes to the growth of the economy. Kenyans build lodges, set up businesses to sell artifacts, jewels and traditional foods. This helps to raise the living standards of Kenyans.

### **2.3 Negative effects of tourism**

Tourism leads to erosion of African culture. The youth tend to copy the western culture, foods, mode of dressing and other mannerisms. This alienation contributes to loss of African culture and beliefs. Some of the alienation impacts include kissing in public, light dressing and eating mannerisms such as taking of junk foods.

Moral decay. Tourists who visit the country take advantage of poverty of the neighboring communities to exploit them sexually. Many of the girls in the surrounding villages loiter around the streets or sit in bars smoking as they wait to be picked up by tourists for sexual favors. Young boys also drop out of schools to entertain tourists as beach boys.

Off-road driving in parks is affecting the habits of animals, that the presence of lodge restaurants is changing the food intake of birds, and that baboons are often found eating garbage. The research team also discovered traces of lead in vegetation along park roads. On the coast, tourists

have driven crabs, an important link in the marine food chain, from beaches in front of large hotels and are harming the intertidal zone by crushing molluscs underfoot.

Over exploitation of our national resources and biodiversity. Some tourists who visit the country are scientists with ill motives of harvesting and transferring genetic materials of plants to their home countries. They get these resources without paying for them thus breaching the intellectual property rights and go ahead to use them to upgrade their genetic resources in their home countries.

#### **2.4 Factors affecting tourism**

Ethnic clashes on the coast in 1997 caused a dramatic downturn in visitors, and the industry is still recovering. The post election violence that hit the country after the disputed presidential election of December 2007 negatively affected the tourism industry. Tourists were unable to visit the country for fear of their security.

Poor infrastructure to, from and in the sites of attraction also discourages tourists from visiting the country. They fear driving along the rough terrains in these roads. Sometimes these roads are rendered impassable after heavy rains.

The deteriorating nature of the tourist attraction is also another factor negatively affecting tourism industry. Such deterioration is caused by destruction of natural scenery by people in search for firewood and farms to till. Encroachment of game reserves by people and their livestock also leads to destruction of ecology of wildlife thus threatening their survival.

## **2.5 Effects of tourism on education**

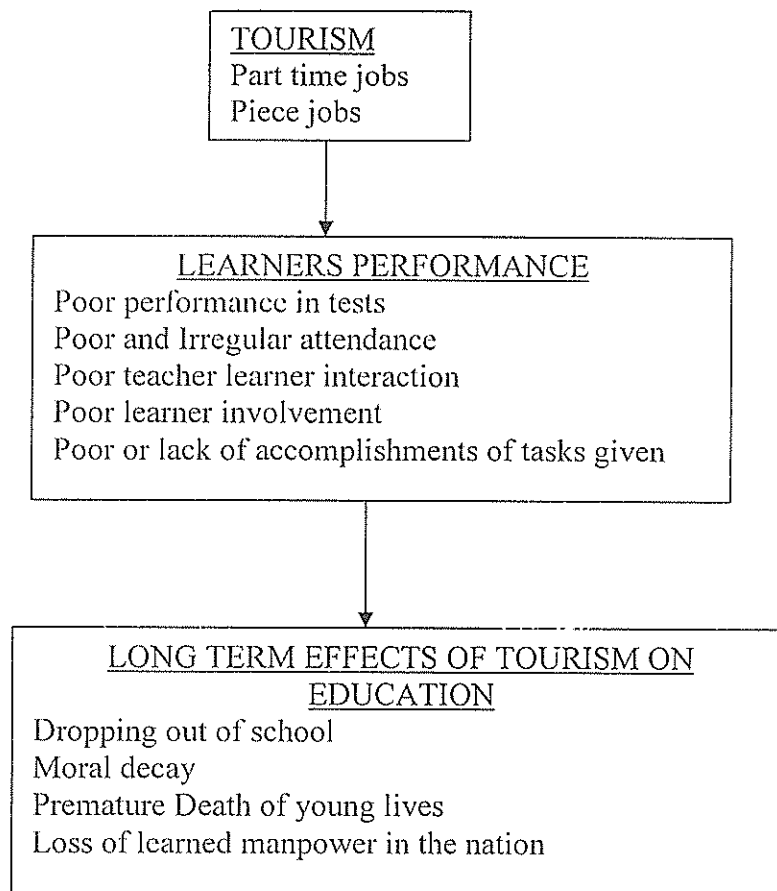
Tourism is a chief income earner in the Kenyan economy and other world economies that are endowed with wildlife and other beautiful sceneries. Tourism is actually the second foreign exchange earner after agriculture. Every year millions of tourists flock the country in order to visit the attraction sites in the country. The money they spend for accommodation, charges for entry into parks and the foods they are served earn money for the country. Part of the money earned from tourism is used to sponsor the free primary education.

Despite the fact that tourism has very many benefits over evils, it is negatively affecting the education standards in the country and more along the Kenyan coast. The negative effects include prostitution, children dropping out of schools to become beach boys and girls. This leads to moral decay.

Children tend to leave school and join the tourism industry partly due to poverty and also the goodies they derive from tourists. Absenteeism and even school drop outs lower the standards of education in our schools. This leads to underdevelopment in the country.

Tourism affects learner involvement in class. This is because when learners meet with that lot of their colleagues that have joined the industry, they are told of unforeseen goodies and benefits. Such learners develop poor attention to class work in anticipation to join the tourism industry.

## Conceptual Theoretical Framework



Tourism is the central theme in the above frame work. Tourism involvement by learners lead to short term effects like poor performance in tests, poor and Irregular attendance, poor teacher learner interaction, poor learner involvement, poor or lack of accomplishments of tasks given. These in long tem culminate in dropping out of school, moral decay, premature death of young lives and loss of learned manpower in the nation.

## **CHAPTER THREE**

### **METHODOLOGY**

#### **3.1 Introduction**

This chapter explains the methods that the researcher used to select the geographical areas from which the research was carried out and methods of selection of respondents. It also explains the methods used to collect, process and analyze the data.

#### **3.2 Research design**

The conceptual structure within which research is conducted constitutes the blue print for the collection, measurement and analysis of data Kothari, (1985). The research will utilize an analytical research design because it will involve facts or information already available to analyze data and make a critical evaluation of the material. Also qualitative research design will be used in the study.

#### **3.3 Organization of the Research**

##### **3.3.1 Study Population**

The population of interest will comprise of the players in the education sector. The research will target this population because they are the right people who understand the situation on the ground as it is.

##### **3.3.2 Sample Size**

Simple random sampling will be used to select members of the education as well as the tourist sector. The population sample to be considered will be composed of 40 respondents consisting of teachers, parents and local/ religious leader and probably a pupil. This is to ensure that first hand information is obtained.



### **3.4 Methods for Data Collection**

#### **3.4.1 Instruments**

##### **1. Questionnaires**

The questionnaire will take the form of structured questionnaire .The questions will be both closed ended and open ended. Closed questions require the respondent to select answers while the open questions will invite free response from the respondent.

##### **2. Interviews**

The interview will take the form of structured interview. This is where a set of predetermined questions will be administered to the interviewee.

##### **3. Observation**

This will involve observation of changes in trends and performance. The performance of learners who absent themselves from schools to attend to tourists will be accessed in order to determine the effects of tourism on educational performance of these learners.

### **3.5 Data collection**

Data collection procedure will involve both primary and secondary data. In primary data interviews, questionnaire supported by observation will be incorporated. The questionnaires will be pilot tested to test their reliability and validity and the results used to refine the questionnaire. The secondary data will be collected from books and journals.

### **3.6 Data analysis**

Before analysis data will be stored in excel spread sheets. The data collected will be summarized, classified, sorted, edited and compiled in form of graphs charts and tables.

## CHAPTER FOUR

### DATA PRESENTATION AND ANALYSIS

#### 4.1 Introduction

This study investigated the effect of tourism industry on academic performance of selected primary schools in Kaloleni zone. The following objectives guided the study.

To find out how the tourism industry has affected the learner's performance in Kaloleni, to investigate the influence of poverty on learners involvement in tourism activities, to find out whether there is a relationship between learners, school attendance and tourism, to access effects of tourism on the educational achievement of learners and, to access government tourism policy.

Systematic analysis of the data was based on the responses of the respondents as per the questionnaires.

#### 4.1 Background information of the respondents

**Table 4.1: shows the profile of the respondents**

Respondents	Frequency	Percentage (%)
Male	22	55
Female	18	45
<b>Total</b>	<b>40</b>	<b>100</b>
<b>Age</b>		
18- 35 years	8	25
36-55 years	20	50
55 and above	10	25
<b>Total</b>	<b>40</b>	<b>100</b>
<b>Level of education</b>		

Primary	5	13
Secondary	10	25
Middle level college	10	25
University	15	37
<b>Total</b>	<b>40</b>	<b>100</b>

*Source: Field data 2009*

Forty (40) questionnaires were administered to parents, teachers and local/religious leaders. All the questionnaires were filled and returned. The responses thus represent 100% of the total number of questionnaires administered. The study covered 40 randomly selected individual who fell in the category of parents, teachers and local/religious leaders. The questionnaires also considered gender parity covering 55% males and 45% females.

The age category of the respondents was divided in to three groups covering the age brackets 18-35 which was 25%, 36-55 years were 50% and 55 years and above representing 25% of the respondents.

The level of education of the respondents fell into four categories which included primary, secondary, middle level college and university. 5 (13%) of the respondents had the basic primary education, 10 (25%) secondary school, 10 (25%) college and the remaining 15 (37%) had acquired university education.

## 4.2 How tourism industry has affected academic performance

### 4.2.1 Freedom to access tourist areas and academic performance


The researcher sought to know if free access to the sandy beaches and other tourist areas lure learners to attend such areas, in the long term affecting the academic performance and their responses were as shown below:

**Table 4.2 Freedom to access tourist areas and academic performance**

Response	Frequency	Percentage (%)
Strongly agree	25	62.5
Agree	10	25
Strongly disagree	1	2.5
Disagree	10	10
<b>Total</b>	<b>40</b>	<b>100</b>

*Source: Field data 2009*

**Chart 4.2 shows the freedom to access tourist areas and academic performance**



The table and chart above shows that the respondents hold diverse views. The measures of all the four responses showed that 62.5% of the respondents strongly agree that the freedom to access beaches and other tourist areas encourage learners to attend such areas during their free time, 25% agree, 2.5% strongly disagree and 10% disagree. This freedom restricts learners from using their free time in doing more constructive things other than attending these areas.

### 4.3 Absenteeism due to tourism and academic performance

#### 4.3.1 Frequency of absenteeism and academic performance

Response	Frequency	Percentage (%)
Strongly agree	20	50
Agree	10	25
Strongly disagree	5	12
Disagree	5	12
<b>Total</b>	<b>40</b>	<b>100</b>

Source: Primary data 2009

Chart 4.3 shows frequency of absenteeism and academic performance




Table and chart 4.3 indicate that 50% of the respondents strongly agreed that majority of the learners who have poor class attendance will most likely be found enjoying themselves around the sandy coastal beaches, 25% agreed while 12% strongly disagreed and 12% of the respondents disagreed.

The researcher found out that some of the sly learners will just absent themselves from school just to enjoy themselves along the sandy beaches which lie all over along the Kenyan coast.

#### 4.4 Poverty, tourism and learners poor academic performance

Poverty refers to the general lack of insufficient supply of human basic necessities. Tourism is labour thus creates employment to a big number of people as per Christian Aid report in Kenya (1995). With lack of basic needs, learners have engaged into tourism industry for employment thus leading to poor performance.

##### 4.4.1 Interlink between poverty, tourism and poor performance

Poverty refers to the general lack or insufficiency in the supply of basic necessities.

**Table 4.4 Interlink between poverty, tourism and poor performance**

Response	Frequency	Percentage (%)
Strongly agree	25	63
Agree	6	15
Strongly disagree	5	12
Disagree	4	10
<b>Total</b>	<b>40</b>	<b>100</b>

*Source: Field data 2009*

**Chart 4.4 Interlink between poverty, tourism and poor performance**

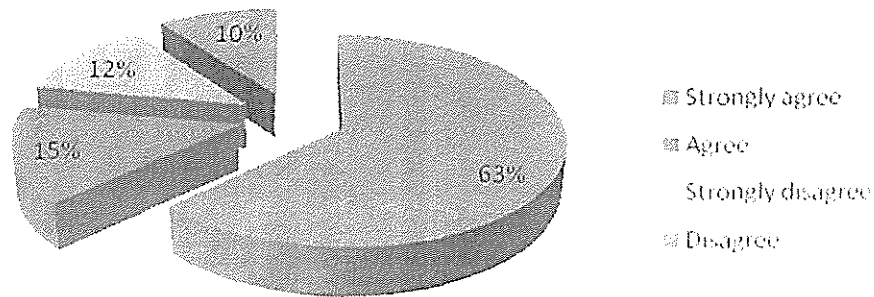


Table and chart 4.4 indicate that 63% of the respondents strongly agreed that majority of the learners from poor families have poor class attendance, 15% agreed while 12% strongly disagreed and 10% of the respondents disagreed.

It causes poor concentration of pupils in class. When this poverty goes to extreme levels it leads to school drop outs where children look for piece jobs in order to be able to survive in life. The overall outcome is compromised education standards leading to underdevelopment of the nation as a whole.

## 4.5 Effects of tourism and learners educational achievements

### 4.5.1 Interlink between peer pressure, tourism and learners performance


Parents, teachers and religious leaders have the obligation of counseling the children to avoid bad company.

Table 4.5 showing interlink between peer pressure, tourism and learners performance

Response	Frequency	Percentage (%)
Strongly agree	30	75
Agree	6	15
Strongly disagree	2	5
Disagree	2	5
<b>Total</b>	<b>40</b>	<b>100</b>

Source: Field data 2009

Chart 4.5 showing interlink between peer pressure, tourism and learners performance



The table and chart show that 75% of the respondents strongly agreed that most learners engage themselves in tourism out of peer pressure which leads them to missing out classes and this affects learners' performance. 15% agreed, while 5% of the respondents strongly disagreed and 5% disagreed.



Most respondents said that parents, teachers and religious leaders have the obligation of counseling their children to avoid bad company which could drag them to performing poorly in class work.

#### 4.6 Interlink between erosion of morals, tourism and learners performance


The respondents were asked whether the copying foreigners way of life contribute to poor performance among learners.

**Table 4.6 showing interlink between erosion of morals, tourism and learners' performance**

Response	Frequency	Percentage (%)
Strongly agree	32	80
Agree	5	12.5
Strongly disagree	3	7.5
Disagree	0	0
<b>Total</b>	<b>40</b>	<b>100</b>

Source: Field data 2019

**Chart 4.6 showing interlink between erosion of morals, tourism and learners' performance**



The table and chart show that 80% of the respondents strongly agreed that moral decay brought about by tourists and copied by learners is the major cause of poor performance in schools. 12.5% agreed while 7.5% of the respondents strongly disagreed. None disagreed.

Majority of the respondents agreed that learners are engaged in sexual exploitation by tourists in exchange for favors and other goodies. Young children will be found sleep out with sugar mummies and sugar daddies. Others even copy these foreigners way of life. This erosion of culture and morals largely contributes to poor performance among learners.

#### 4.7 Government tourism policy on conflict between tourism and education

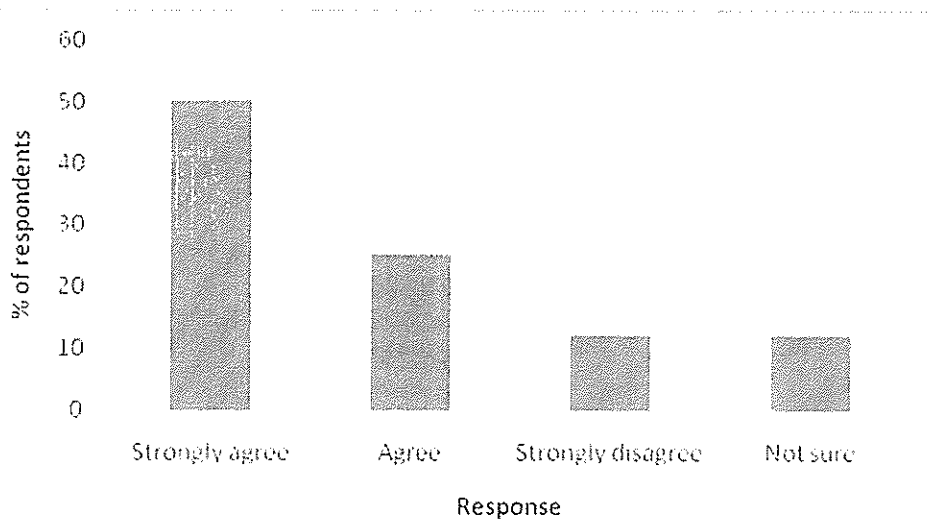
The respondents were asked whether the government was doing anything to solve the conflict between tourism and education policy and the respondents as per table below.

**Table 4.7 showing government policy on the conflict between tourism and education performance**

Response	Frequency	Percentage (%)
Strongly agree	20	50
Agree	10	25
Strongly disagree	5	12
Not sure	5	12
<b>Total</b>	<b>40</b>	<b>100</b>

*Source: Field data 2009*

**Chart 4.7 showing government policy on the conflict between tourism and education**



The table and chart show that 50% of the respondents strongly agreed with Kenyan government's policy to resolve the conflict between tourism and education sectors. 25% agreed, while 12% of the respondents strongly disagreed and 12% were not sure.

According to the findings, most of the respondents agreed that the government has put up laws governing exploitation of minors and especially young children by tourists. Others felt that the government should put up security along our tourist attraction areas and children be allowed in if only accompanied by an adult person. Others were not sure whether the government was doing anything to resolve the conflict between education and tourism which are two very important drivers of the Kenyan economy.

## CHAPTER FIVE

### SUMMARY, CONCLUSION AND RECOMMENDATIONS

#### 5.0 Introduction

The major purpose of the study was to investigate the impact of tourism on academic performance of learners in selected primary schools in Kaloleni zone, Kaloleni district, Kenya. This chapter focuses on the discussion of the findings, conclusions and recommendations. The chapter also highlights areas not covered but are suitable topics for further research.

#### 5.1 Summary

##### 5.1.1 Tourism industry

This objective of the study was to determine the impact of tourism on learners performance in selected primary schools in Kaloleni zone. Majority of the respondents strongly agree that tourism has done more harm than good to the learners academic performance.

##### 5.1.2 Poverty

The objective forecasts majorly on the attitudes the learners have towards tourism. The largest percentage of the respondents strongly agrees that many Kenyan families survive on less than a dollar a day. Children from such families lack school uniform, regular meals regardless whether balanced or not and other necessities of life. Such children begin to show irregular school attendance in order to take up petty casual work to be able to survive. Such casual work includes beach boys, fishing and even entertaining tourists in exchange for money and other favors. This eventually culminates in school drop out.

### **5.1.3 Educational achievement**

The study also sought to determine the learners involvement in class. Poor learner involvement has been established to be caused by external forces which include stress, poor health and other psychological issues. The zeal to visit tourist sites and entertain tourists for gains make learners have reduced involvement in class. This leads to poor performance among learners. Again learners show poor class attendance just to enjoy themselves in tourist attraction areas like sandy beaches and hotels.

### **5.1.4 Government policy**

The objective aimed at accessing the government tourism policy and education. According to Bachmann P (1988) tourism has a development strategy for the continent using performance indicators like employment. It is also a government policy to ensure all children access quality education thus the tourism industry is affecting the learning process where learners involve themselves into tourism activities for employment which constitute to poor educational performance.

## **5.2 Conclusion**

The main purpose of the study was to investigate the effect of poverty on academic performance of learners in selected primary schools in Kaloleni zone, Kaloleni district, Kenya.

It was established that learners from poor families have poor class attendance.

The researcher also found out that poverty hinders concentration of learners in class.

Finally the study revealed that the government is trying to come up with policies to ensure that poverty does not lower learners' performance in our schools.

### **5.3 Recommendations**

Learners should be treated for guidance and counseling sessions by their parents, teachers, local and religious leaders in order to assure them that being impoverished does not mean inability to perform in class work.

Parents and teachers ought to advise the learners that they are the leaders of tomorrow and they are the ones to liberate the society from inequity of resources.

The parents should take their responsibilities and provide for their children in order to avoid them dropping or sneaking from school to look for food and other basic needs.

Learners should also take the responsibility of seeking advice from parents, teachers and other leaders whenever they are faced with life challenges and difficulties.

The government should come up with policies of providing employment in order to reduce poverty levels in the country.

### **Suggestions for further research**

Further research should be conducted to establish the poverty level/ index of Kaloleni Zone, Kaloleni district, Kenya.

## REFERENCES

- Hooker, C.P. (1985) "Academic Penalties for student misconduct", in Jones T.N. and Semler, D.P. (eds), School law update, National Organisation on Legal problems of Education, Kansas.
- LaGoy, J.H. (1987) Improving Student attendance and achievement through intervention of a student support/ Home-School Liason Committee, EdD Thesis, Nova University.
- O'Keeffe, D.J. (1981) "Labour in vain: industry, Truancy and the school curriculum", in a flew, A. (ed.), The Pied Pipers of education, Social affairs Unit, London.
- Reid, K. (1986) Truancy and school absenteeism: The state of art, the maladjustment and Therapeutic education, Volume 4, part 3
- Rood, R.E. (1989) Advice for Administrators: Write the attendance policy, NASSP Bulletin, Vol. 73, no. 516).
- Duckworth, K. (1998) "Coping with Student absenteeism". The practitioner. National Association of Secondary School Principals, Virginia, Vol. 14, no, 4
- Duckworth, K. and deJong, J., Variation in Student Skipping: A study of Six High Schools.  
Final report, Centre for Education Policy and Management, University of Oregon, Oregon, 1986.

Dufour, R.(1983) "Crackdown on Attendance – The World is out". NASSP Bulletin. vol. 67, no. 464.

Felicana K. (2005) Our Lives Today. Oxford University Press, East Africa Ltd

Bauchmann P (1988), Tourism in Kenya, European University studies.

Eastwold, P.. (1989) Attendance is Important: Combining Truancy in the Secondary School". NASSP Bulletin, Vol 73, no. 516

Englander, M.E.(1986) "Truancy/Self-esteem", a paper presented at the Annual Meeting of the American educational Research Association.

Foehrenbach, J.(1988) preparing for Learn fare: Setting the Conditions for a Questionable Experiment, Centre for Law and Social Policy, Washington DC

Hagborg, W.J.,(1980) "A Study of persistent absenteeism and Severely emotionally disturbed Adolescents", Behavioral Disorders, vol. 15, no. 1

Hersov, L. and Berg, I. (ed.s), Out of School, John Wiley, Cluchester, (1980). "Hi. Your Kid Cut Class Today. At the Tone....", Executive Education, National School Boards Association, Washington D.c., vol 5, no. 8



## APPENDICES

### QUESTIONNAIRE (Parents, Teachers, Local/ Religious leaders)

Kindly provide the following information. Be honest in your response and note that all your responses will be treated with utmost confidentiality and for the purpose of this study only.

(Please, tick where applicable)

#### 1. Background information of respondents

a. Name (optional) \_\_\_\_\_

b. Age

18- 35 years           

36-55 years           

55 and above        

c. Gender

Male                   

Female                

d. Level of education

Primary level        

Secondary level     

College level        

University level

e. Occupation \_\_\_\_\_

2. Most pupils from Kaloleni have free access to the beaches and other tourist attractive areas?

Strongly agree [ ]

Agree [ ]

Strongly disagree [ ]

Disagree [ ]

3. Pupils who regularly visit tourist attraction areas perform poorly in class?

Strongly agree [ ]

Agree [ ]

Strongly disagree [ ]

Disagree [ ]

4. Pupils absent themselves from school to visit beaches and tourist attractions?

Strongly agree [ ]

Agree [ ]

Strongly disagree [ ]

Disagree [ ]

5. Pupils from poor families absent or drop out of school to fend for basic needs in the tourism industry?

Strongly agree [ ]

Agree [ ]

Strongly disagree [ ]

Disagree [ ]

6. Most learners who join the tourism industry are influenced by peer pressure?

Strongly agree [ ]

Agree [ ]

Strongly disagree [ ]

Disagree [ ]

7. Learners who regularly visit tourist attractions have low concentration in class?

Strongly agree [ ]

Agree [ ]

Strongly disagree [ ]

Disagree [ ]

8. Most learners who attend tourist attraction areas have eroded morals which hinder them from fully participating in class work?

Strongly agree [ ]

Agree [ ]

Strongly disagree [ ]

Disagree [ ]

9. The government is doing enough to ensure that tourism does not compromise the

quality of education?

Strongly agree [ ]

Agree [ ]

Strongly disagree [ ]

Disagree [ ]

Thank you for your cooperation.

PENDIX C: MAP OF THE RESEARCH AREA.

